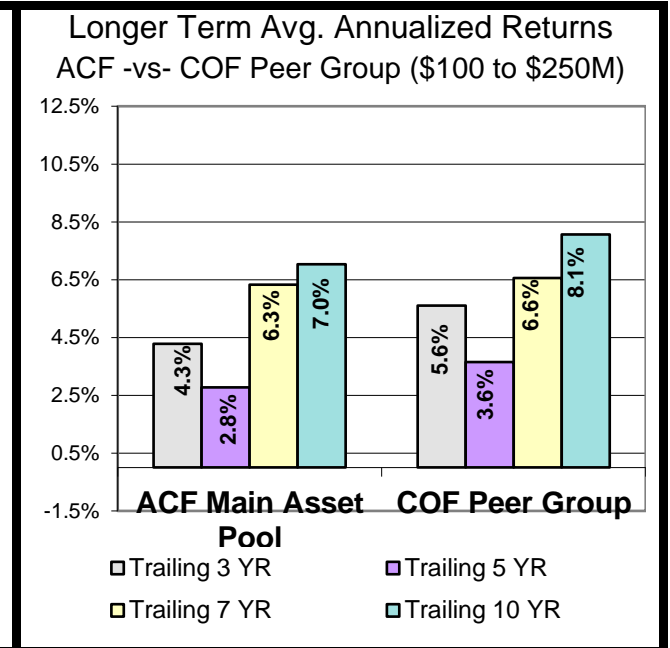
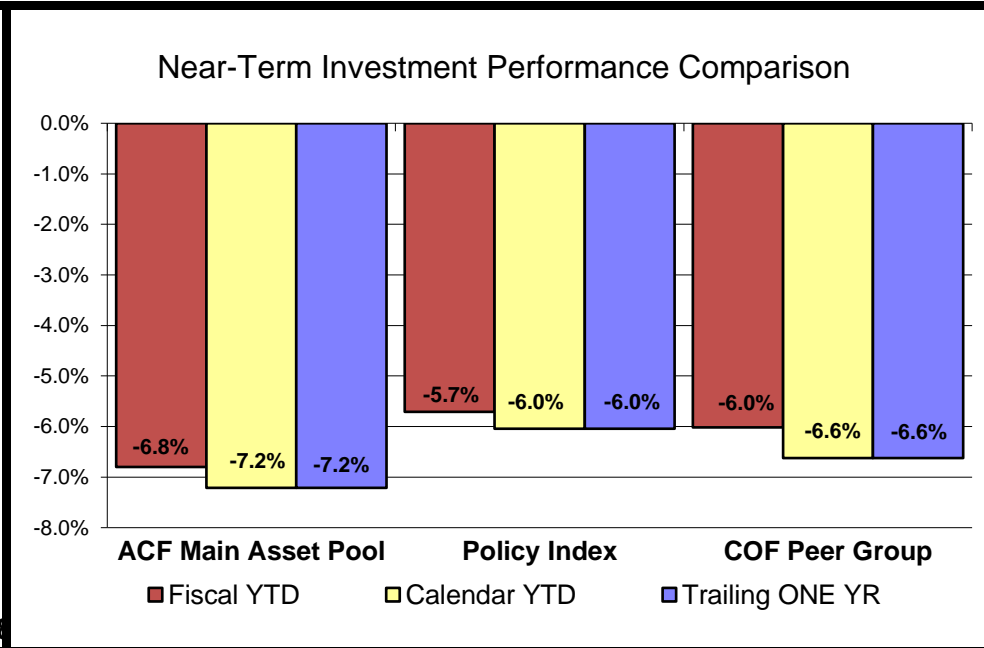
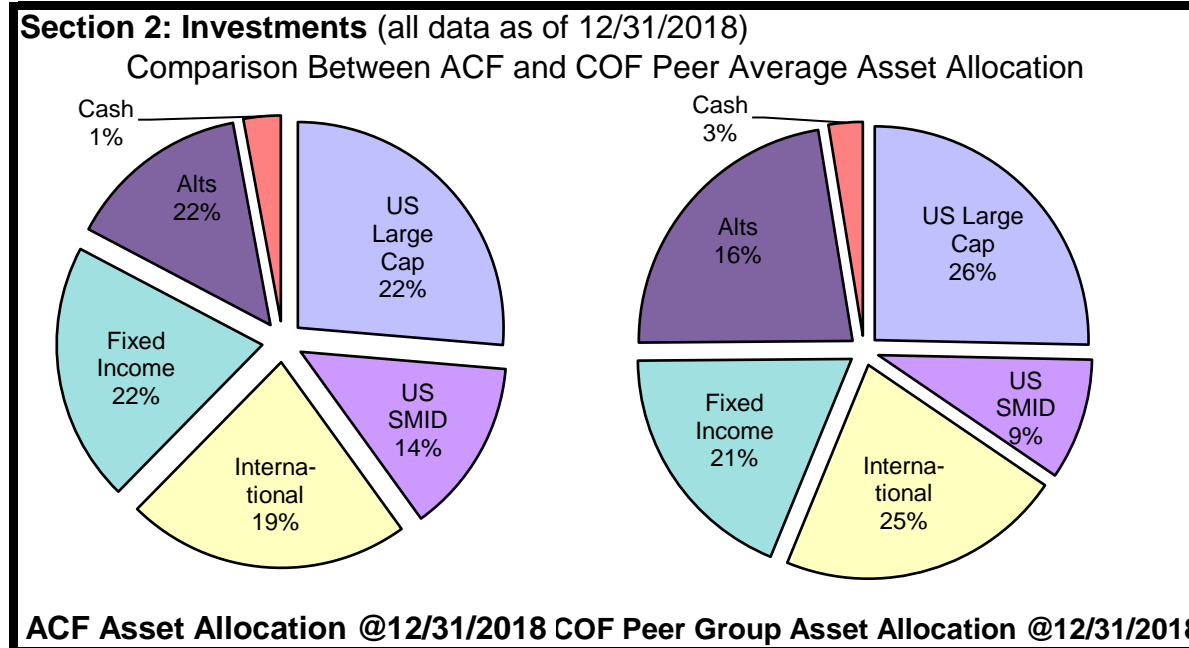


Akron Community Foundation Quarterly Status Report

Akron Community Foundation's mission is to improve the quality of life in the greater Akron area by building permanent endowments and providing philanthropic leadership that enables donors to make lasting investments in the community.

Section 1: Gifts and Grants	12/31/2017 Prior YTD Totals	12/31/2018 Current YTD Totals	For the Period: 4/1/2018 through 12/31/2018											
			Designated Funds								Total Designated		Total Undesignated	
			Donor Advised		Endowment		SFAS Liability		Scholarships					
Total Market Value of Assets	222,093,004	203,634,398	49,293,397	24%	52,426,906	26%	22,964,337	11%	8,408,490	4%	133,093,130	65%	70,541,268	35%
Contributions	12,285,078	8,390,892	4,548,353	54%	2,696,572	32%	592,230	7%	185,970	2%	8,023,124	96%	367,768	4%
Grants and other distributions	10,268,665	7,992,025	3,166,857	40%	1,626,247	20%	694,521	9%	406,466	5%	5,894,092	74%	2,097,933	26%



Section 3: Operations

	12/31/2018	Notes
Year-to-Date Operating Expense Budget	1,994,273	= operating expense budget through 12/31/2018
Year-to-Date Operating Expense Actual	1,989,104	= actual operating expenses paid through 12/31/2018
Over/(Under) Budget	(5,169)	
Year-to-Date Fee Revenue Budget	1,994,273	= admin fee revenue required to cover budgeted operating expenses
Year-to-Date Fee Revenue Actual	1,937,215	= actual administrative fee revenue collected through 12/31/2018
Fee Revenue Surplus/(Deficit)	(57,058)	= surplus admin fee deficit
4/1/18 Operating Reserve Fund Balance	588,664	
12/31/18 Operating Reserve Fund Balance	536,775	
Increase/(Decrease) in Fund Balance	(51,889)	= amount of operating reserve used through 12/31/2018

Annualized ACF Investment Expenses (in BPS and \$)
Compared with Fidelity Charitable Gift Fund (in BPS)

Annualized @12/31/2018	ACF	Annual Cost	FID
Domestic equity	59	368,304	64
International Equity	84	270,611	103
Fixed Income	35	132,212	45
Alternatives	123	476,596	n/a
Active Mgmt. Costs	59	502,718	n/a
Mutual Fund Costs	85	745,005	72
Huntington Custody	5	80,701	n/a
Consultant (Legacy)	5	86,788	n/a
Total annualized Inv Exp	82	1,415,212	72

Definitions: BPS = Basis Points (100 Basis Points equals 1 percent (%))
 COF = Council on Foundations
 COF Peer Group = Community Foundations with assets between \$100M and \$250M. For 12-31-2018 n=35
FID = Investment management costs as disclosed in the Fidelity Charitable Gift Fund Policy Guidelines dated April 2017.