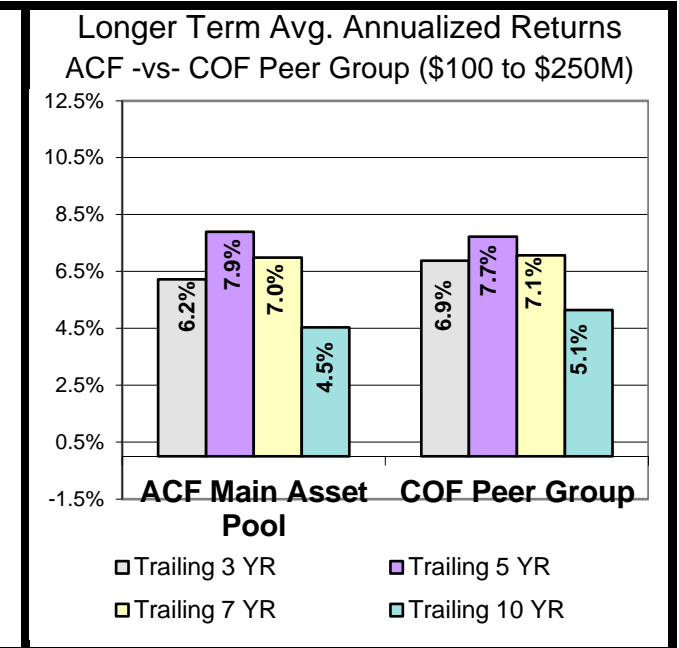
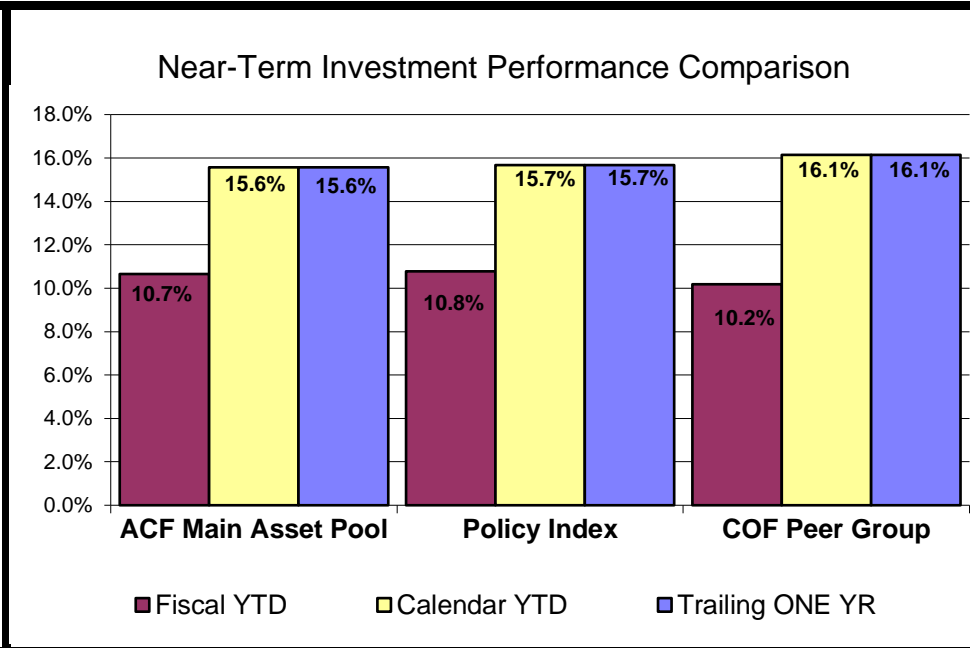
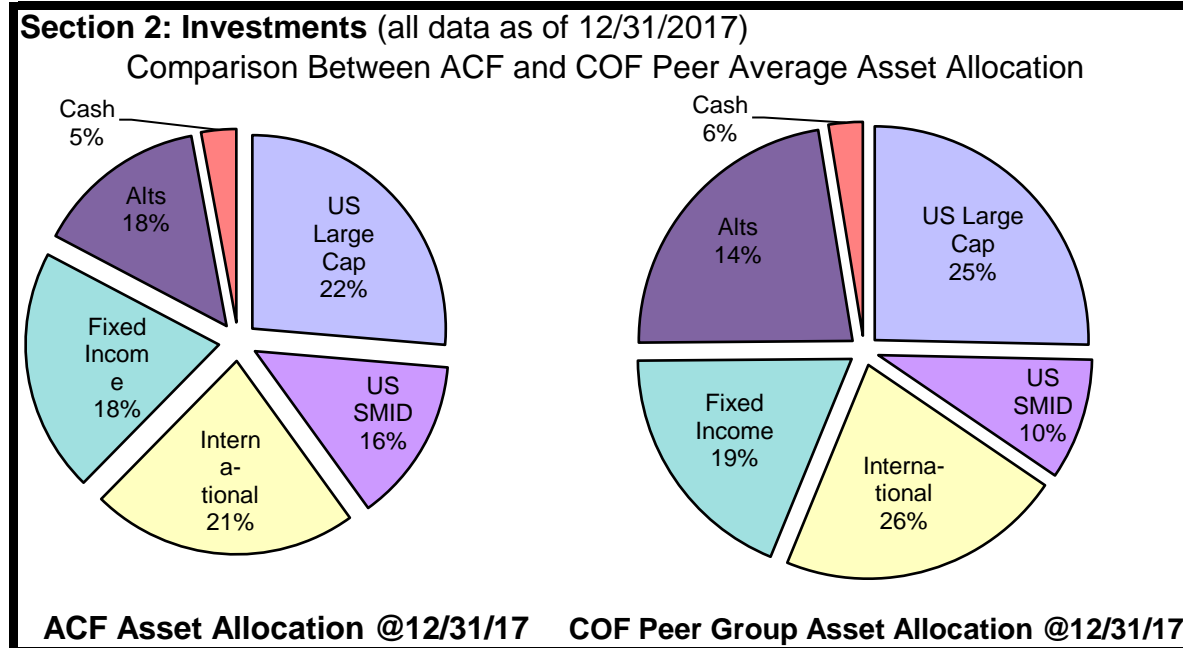


Akron Community Foundation Quarterly Status Report

Akron Community Foundation's mission is to improve the quality of life in the greater Akron area by building permanent endowments and providing philanthropic leadership that enables donors to make lasting investments in the community.

Section 1: Gifts and Grants	12/31/2016 Prior YTD Totals	12/31/2017 Current YTD Totals	For the Period: 4/1/2017 through 12/31/17											
			Designated Funds								Total Designated		Total Undesignated	
			Donor Advised		Endowment		SFAS Liability		Scholarships					
Total Market Value of Assets	195,725,101	222,093,004	52,685,368	24%	66,861,787	30%	25,163,601	11%	9,206,880	4%	153,917,637	69%	68,175,368	31%
Contributions	13,660,942	12,285,078	5,057,872	41%	3,711,255	30%	337,090	3%	292,840	2%	9,399,057	77%	2,886,021	23%
Grants and other distributions	7,993,283	10,268,665	4,431,554	43%	3,078,937	30%	737,485	7%	380,139	4%	8,628,116	84%	1,640,549	16%



Section 3: Operations

	12/31/2017	Notes
Year-to-Date Operating Expense Budget	1,848,986	= operating expense budget through 12/31/17
Year-to-Date Operating Expense Actual	<u>1,793,920</u>	= actual operating expenses paid through 12/31/17
Over/(Under) Budget	(55,066)	
Year-to-Date Fee Revenue Budget	1,848,986	= admin fee revenue required to cover budgeted operating expenses
Year-to-Date Fee Revenue Actual	<u>1,896,302</u>	= actual administrative fee revenue collected through 12/31/17
Fee Revenue Surplus/(Deficit)	47,315	= surplus admin fee revenue
4/1/17 Operating Reserve Fund Balance	480,908	
12/31/17 Operating Reserve Fund Balance	<u>583,290</u>	
Increase/(Decrease) in Fund Balance	102,382	= amount of fee revenue added to operating reserve through 12/31/17

Annualized ACF Investment Expenses (in BPS and \$)
Compared with Fidelity Charitable Gift Fund (in BPS)

Annualized @12/31/17	ACF	Annual Cost	FID
Domestic equity	59	465,465	64
International Equity	86	312,903	103
Fixed Income	34	122,509	45
Alternatives	107	349,908	n/a
Active Mgmt. Costs	61	561,130	n/a
Mutual Fund Costs	70	689,654	72
Huntington Custody	5	91,595	n/a
Consultant (Legacy)	<u>5</u>	<u>95,039</u>	n/a
Total annualized Inv Exp	76	1,437,418	72

Definitions: BPS = Basis Points (100 Basis Points equals 1 percent (%))
 COF = Council on Foundations
 COF Peer Group = Community Foundations with assets between \$100M and \$250M.
FID = Investment management costs as disclosed in the Fidelity Charitable Gift Fund Policy Guidelines dated April 2017.