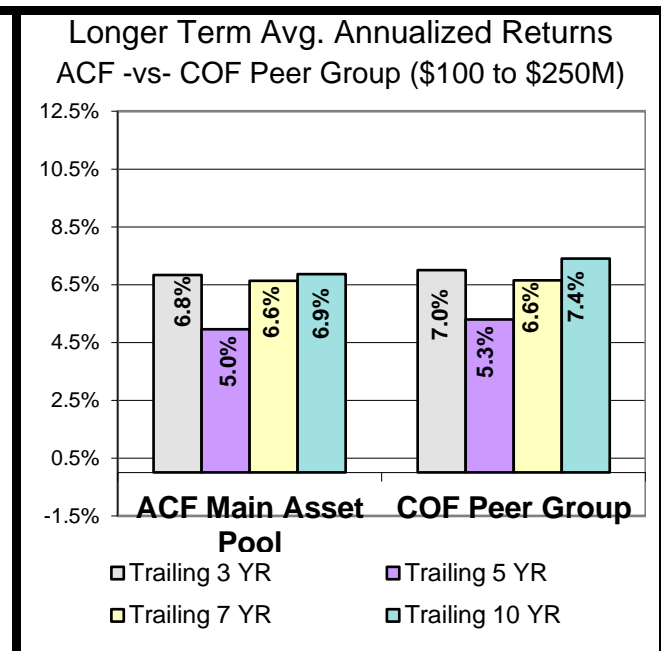
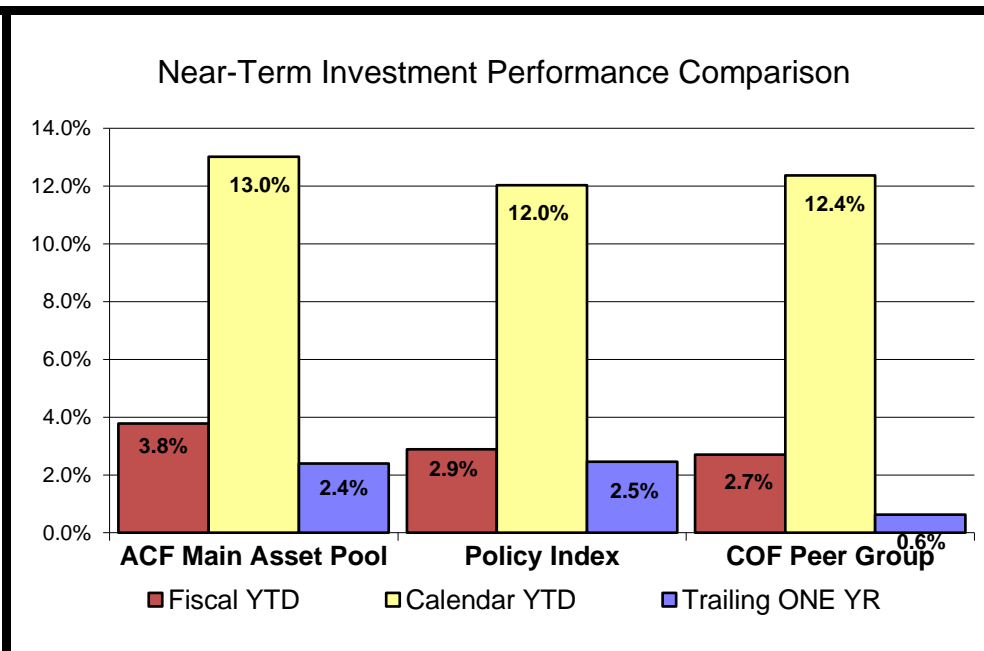
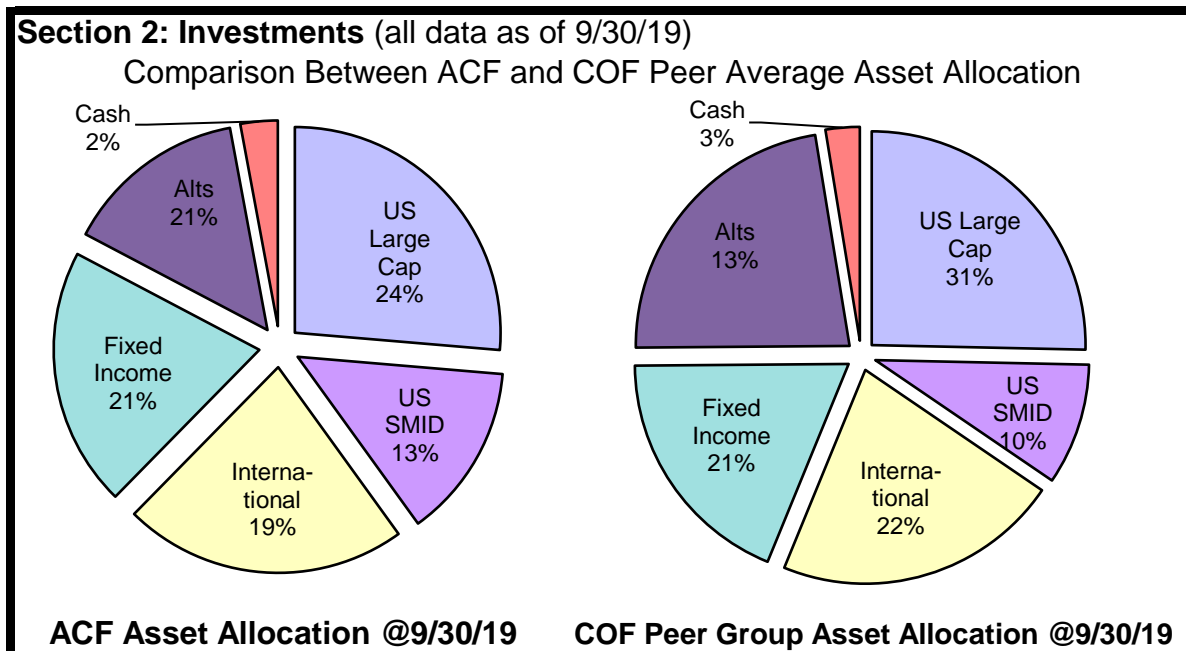


# Akron Community Foundation Quarterly Status Report

**Akron Community Foundation's mission is to improve the quality of life in the greater Akron area by building permanent endowments and providing philanthropic leadership that enables donors to make lasting investments in the community.**

Section 1: Gifts and Grants	9/30/2018 Prior YTD Totals	9/30/2019 Current YTD Totals	For the Period: 4/1/2019 through 9/30/2019											
			Designated Funds								Total Designated		Total Undesignated	
			Donor Advised		Endowment		SFAS Liability		Scholarships					
Total Market Value of Assets	223,800,434	<b>224,510,732</b>	53,719,738	24%	58,708,748	26%	25,780,520	11%	9,090,258	4%	147,299,265	66%	77,211,467	34%
Contributions	3,902,339	<b>3,906,785</b>	2,251,858	58%	1,005,574	26%	332,511	9%	62,015	2%	3,651,958	93%	254,827	7%
Grants and other distributions	5,034,475	<b>5,510,321</b>	2,452,555	45%	696,811	13%	503,544	9%	454,577	8%	4,107,488	75%	1,402,834	25%



**Section 3: Operations**

	9/30/2019	Notes
Year-to-Date Operating Expense Budget	1,444,047	= operating expense budget through 9/30/19
Year-to-Date Operating Expense Actual	<u>1,383,956</u>	= actual operating expenses paid through 9/30/19
Over/(Under) Budget	(60,091)	
Year-to-Date Fee Revenue Budget	1,444,047	= admin fee revenue required to cover budgeted operating expenses
Year-to-Date Fee Revenue Actual	<u>1,380,011</u>	= actual administrative fee revenue collected through 9/30/19
Fee Revenue Surplus/(Deficit)	(64,036)	= surplus admin fee deficit
4/1/19 Operating Reserve Fund Balance	626,559	
9/30/19 Operating Reserve Fund Balance	<u>622,614</u>	
Increase/(Decrease) in Fund Balance	(3,945)	= amount of operating reserve used through 9/30/19

Annualized ACF Investment Expenses (in BPS and \$)  
Compared with Fidelity Charitable Gift Fund (in BPS)

	Annualized @9/30/19	ACF	Annual Cost	FID
Domestic equity		58	416,682	64
International Equity		84	306,766	103
Fixed Income		34	139,553	45
Alternatives		125	490,369	n/a
Active Mgmt. Costs		59	562,944	n/a
Mutual Fund Costs		83	790,426	72
Huntington Custody		5	88,434	n/a
Consultant (Legacy)		<u>5</u>	<u>94,981</u>	n/a
<b>Total annualized Inv Exp</b>		<b>81</b>	<b>1,536,786</b>	<b>72</b>

**Definitions:** BPS = Basis Points (100 Basis Points equals 1 percent (%))  
 COF = Council on Foundations  
 COF Peer Group = Community Foundations with assets between \$100M and \$250M. For 9-30-2019 n=23  
**FID** = Investment management costs as disclosed in the Fidelity Charitable Gift Fund Policy Guidelines dated April 2017.  
 Fidelity also charges an administrative fee of 60 basis points for funds with balances of \$500,000 or less.