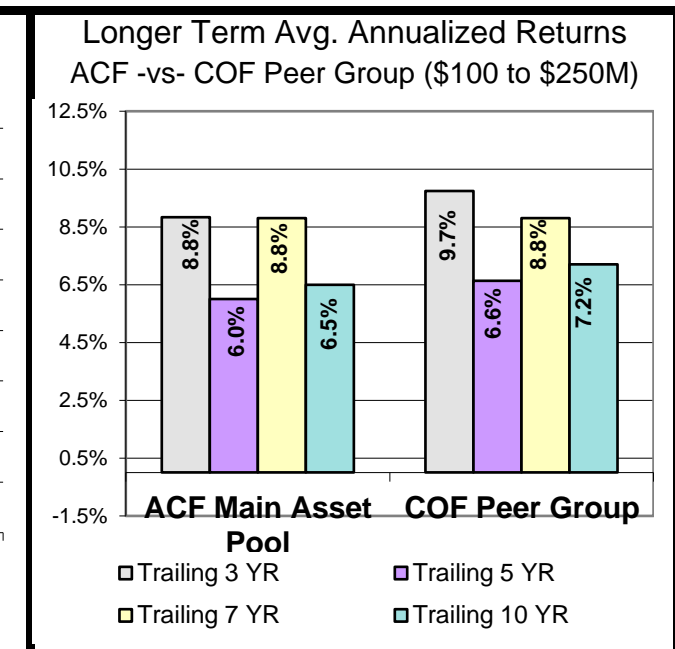
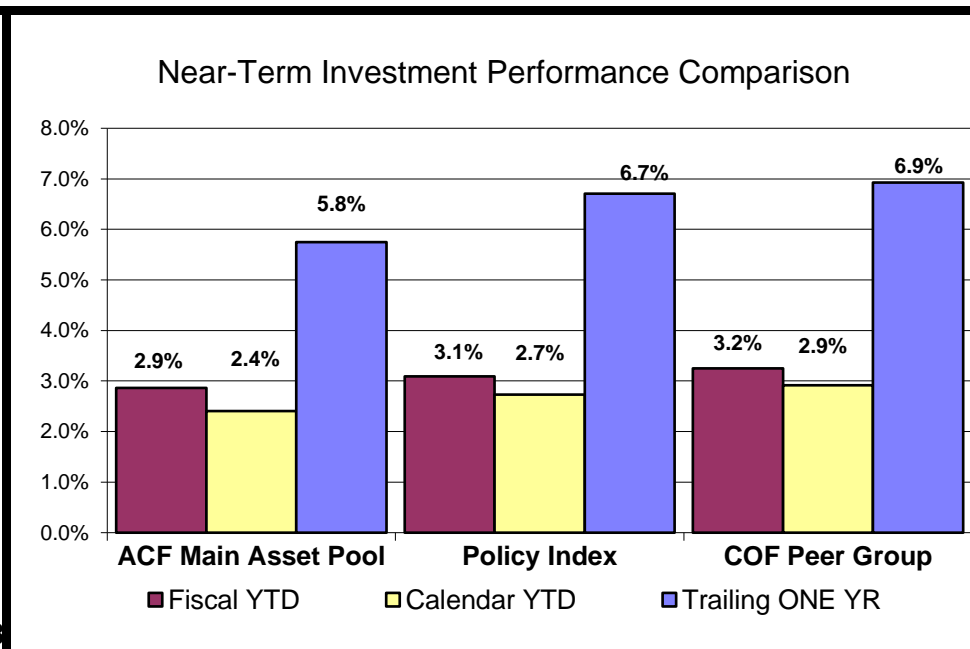
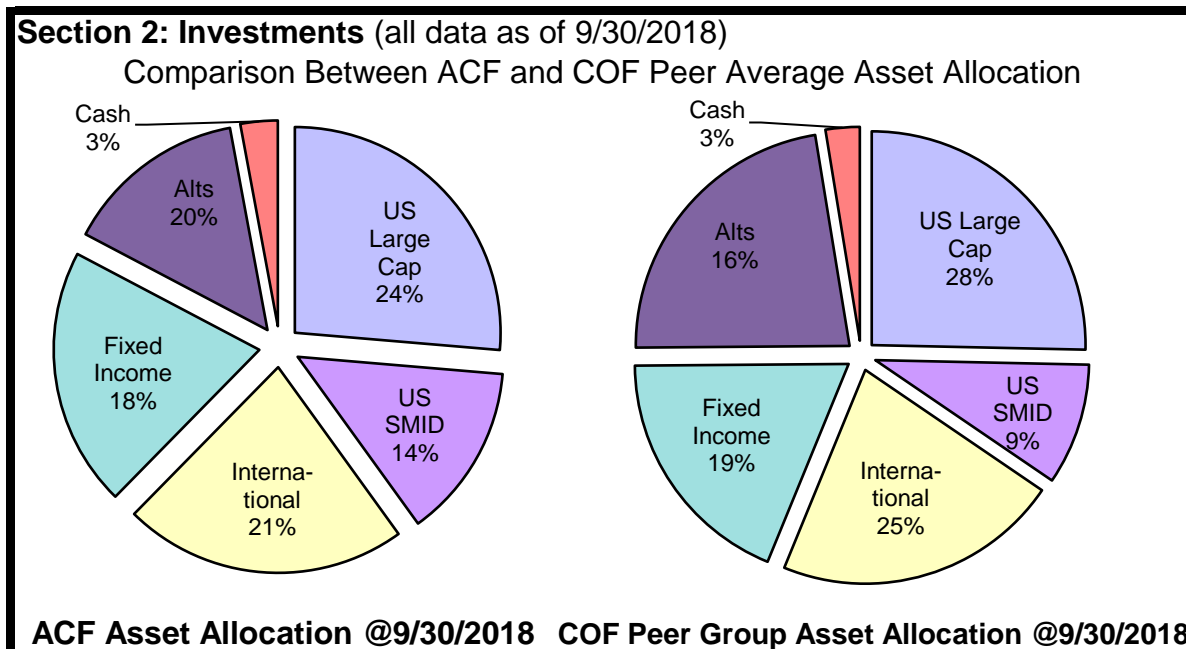


Akron Community Foundation Quarterly Status Report

Akron Community Foundation's mission is to improve the quality of life in the greater Akron area by building permanent endowments and providing philanthropic leadership that enables donors to make lasting investments in the community.

Section 1: Gifts and Grants	9/30/2017 Prior YTD Totals	9/30/2018 Current YTD Totals	For the Period: 4/1/2018 through 9/30/2018											
			Designated Funds								Total Designated		Total Undesignated	
			Donor Advised		Endowment		SFAS Liability		Scholarships					
Total Market Value of Assets	214,679,551	223,800,434	52,462,939	23%	57,662,683	26%	25,184,803	11%	9,176,952	4%	144,487,377	65%	79,313,057	35%
Contributions	7,051,809	3,902,339	1,246,792	32%	1,839,334	47%	400,894	10%	123,416	3%	3,610,436	93%	291,903	7%
Grants and other distributions	5,632,350	5,034,475	1,815,038	36%	986,087	20%	597,758	12%	403,216	8%	3,802,099	76%	1,232,376	24%



Section 3: Operations

	9/30/2018	Notes
Year-to-Date Operating Expense Budget	1,329,765	= operating expense budget through 9/30/2018
Year-to-Date Operating Expense Actual	<u>1,343,958</u>	= actual operating expenses paid through 9/30/2018
Over/(Under) Budget	14,193	
Year-to-Date Fee Revenue Budget	1,288,462	= admin fee revenue required to cover budgeted operating expenses
Year-to-Date Fee Revenue Actual	<u>1,310,349</u>	= actual administrative fee revenue collected through 9/30/2018
Fee Revenue Surplus/(Deficit)	21,887	= surplus admin fee revenue
4/1/18 Operating Reserve Fund Balance	588,664	
9/30/18 Operating Reserve Fund Balance	<u>555,055</u>	
Increase/(Decrease) in Fund Balance	(33,609)	= amount of operating reserve used through 9/30/18

Annualized ACF Investment Expenses (in BPS and \$)
Compared with Fidelity Charitable Gift Fund (in BPS)

Annualized @9/30/2018	ACF	Annual Cost	FID
Domestic equity	58	451,667	64
International Equity	84	283,748	103
Fixed Income	35	132,002	45
Alternatives	123	494,404	n/a
Active Mgmt. Costs	60	578,206	n/a
Mutual Fund Costs	82	783,615	72
Huntington Custody	5	89,769	n/a
Consultant (Legacy)	<u>5</u>	<u>95,899</u>	n/a
Total annualized Inv Exp	81	1,547,489	72

Definitions: BPS = Basis Points (100 Basis Points equals 1 percent (%))
 COF = Council on Foundations
 COF Peer Group = Community Foundations with assets between \$100M and \$250M. For 9-30-2018 n=40
FID = Investment management costs as disclosed in the Fidelity Charitable Gift Fund Policy Guidelines dated April 2017.