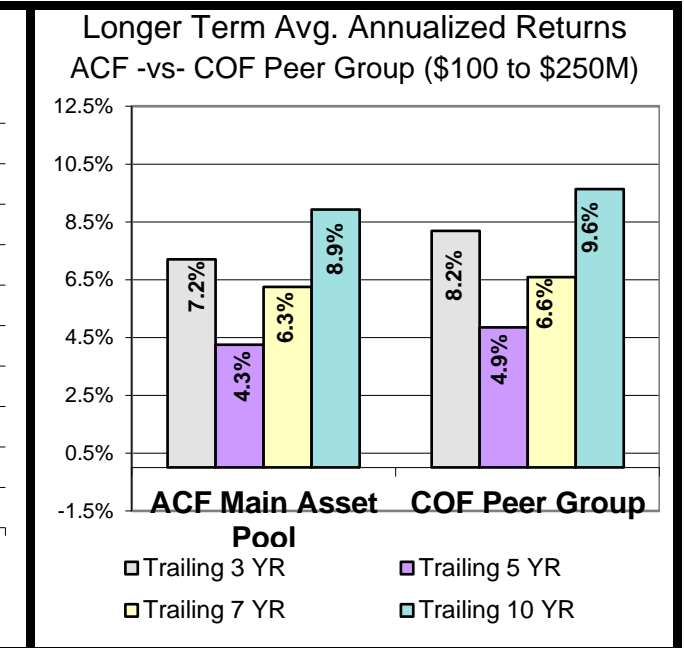
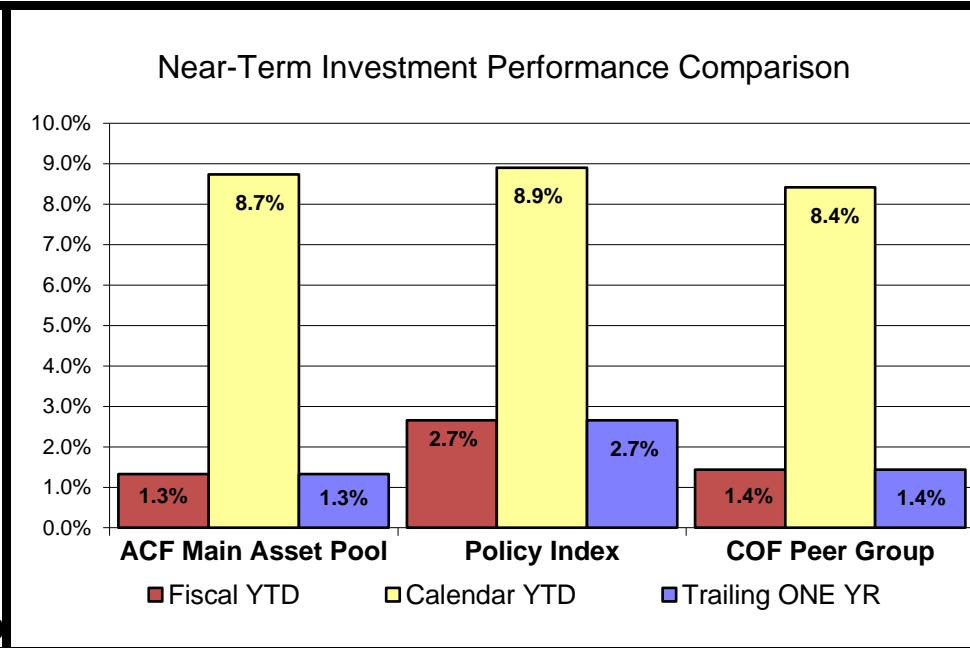
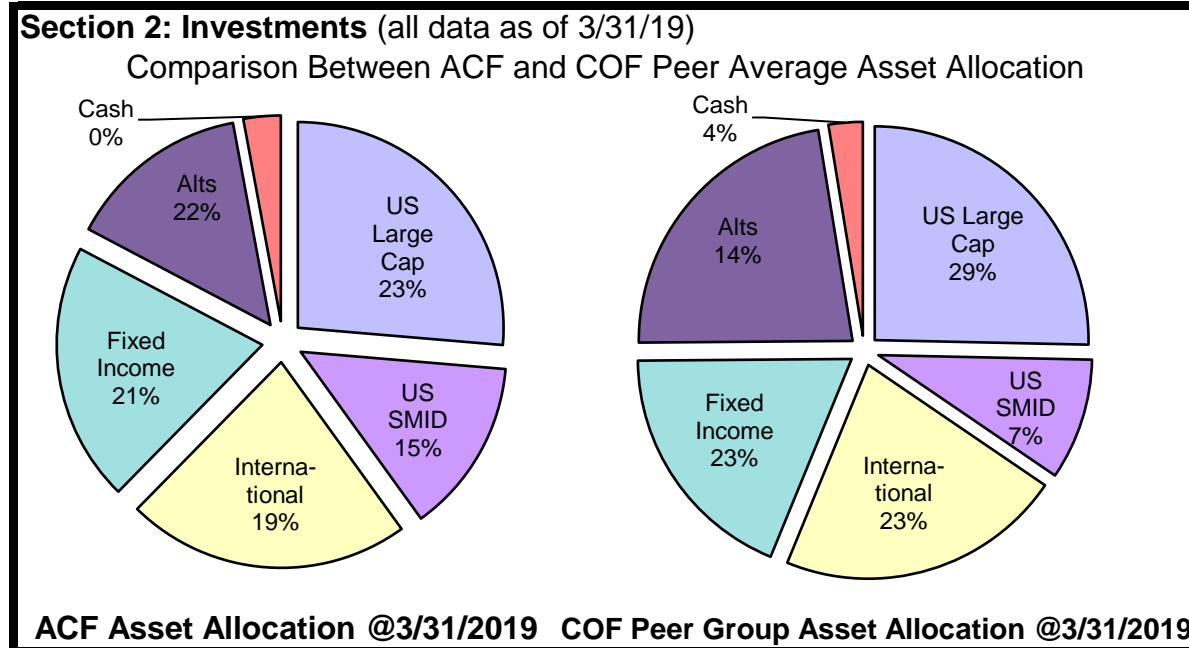


Akron Community Foundation Quarterly Status Report

Akron Community Foundation's mission is to improve the quality of life in the greater Akron area by building permanent endowments and providing philanthropic leadership that enables donors to make lasting investments in the community.

Section 1: Gifts and Grants	3/31/2018 Prior YTD Totals	3/31/2019 Current YTD Totals	For the Period: 4/1/2018 through 3/31/2019											
			Designated Funds								Total Designated		Total Undesignated	
			Donor Advised		Endowment		SFAS Liability		Scholarships					
Total Market Value of Assets	219,113,121	220,211,710	52,560,634	24%	57,160,616	26%	25,140,528	11%	9,210,754	4%	144,072,532	65%	76,139,178	35%
Contributions	14,017,315	10,880,171	5,082,311	47%	3,816,899	35%	909,929	8%	257,195	2%	10,066,334	93%	813,837	7%
Grants and other distributions	13,257,518	10,858,424	4,548,312	42%	2,427,584	22%	732,056	7%	392,738	4%	8,100,690	75%	2,757,735	25%



Section 3: Operations

	3/31/2019	Notes
Year-to-Date Operating Expense Budget	2,659,530	= operating expense budget through 3/31/19
Year-to-Date Operating Expense Actual	<u>2,641,383</u>	= actual operating expenses paid through 3/31/19
Over/(Under) Budget	(18,147)	
Year-to-Date Fee Revenue Budget	2,659,530	= admin fee revenue required to cover budgeted operating expenses
Year-to-Date Fee Revenue Actual	<u>2,679,278</u>	= actual administrative fee revenue collected through 3/31/19
Fee Revenue Surplus/(Deficit)	19,748	= surplus admin fee deficit
4/1/18 Operating Reserve Fund Balance	588,664	
3/31/19 Operating Reserve Fund Balance	<u>626,559</u>	
Increase/(Decrease) in Fund Balance	37,895	= amount of operating reserve used through 3/31/19

Annualized ACF Investment Expenses (in BPS and \$)
Compared with Fidelity Charitable Gift Fund (in BPS)

	Annualized @3/31/19	ACF	Annual Cost	FID
Domestic equity		59	419,958	64
International Equity		85	299,912	103
Fixed Income		35	134,543	45
Alternatives		123	496,369	n/a
Active Mgmt. Costs		59	556,409	n/a
Mutual Fund Costs		86	794,373	72
Huntington Custody		5	86,895	n/a
Consultant (Legacy)		<u>5</u>	<u>93,205</u>	n/a
Total annualized Inv Exp		82	1,530,883	72

Definitions: BPS = Basis Points (100 Basis Points equals 1 percent (%))
 COF = Council on Foundations
 COF Peer Group = Community Foundations with assets between \$100M and \$250M. For 3-31-2019 n=20
FID = Investment management costs as disclosed in the Fidelity Charitable Gift Fund Policy Guidelines dated April 2017.