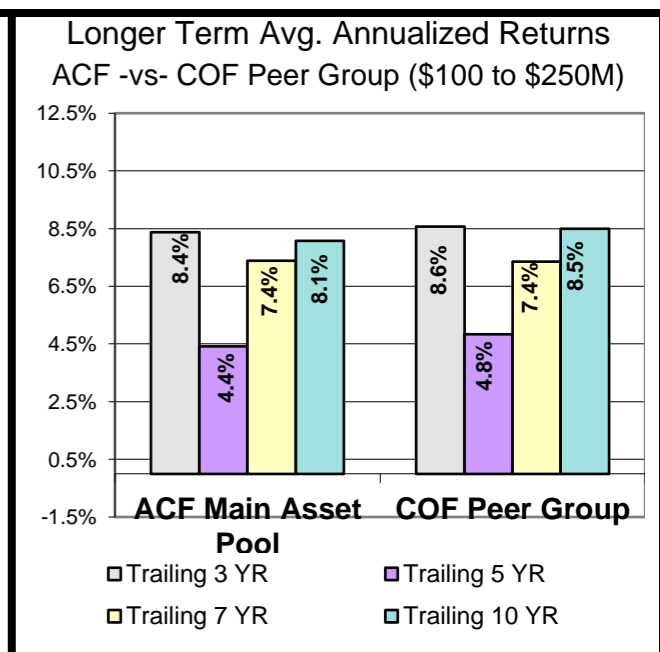
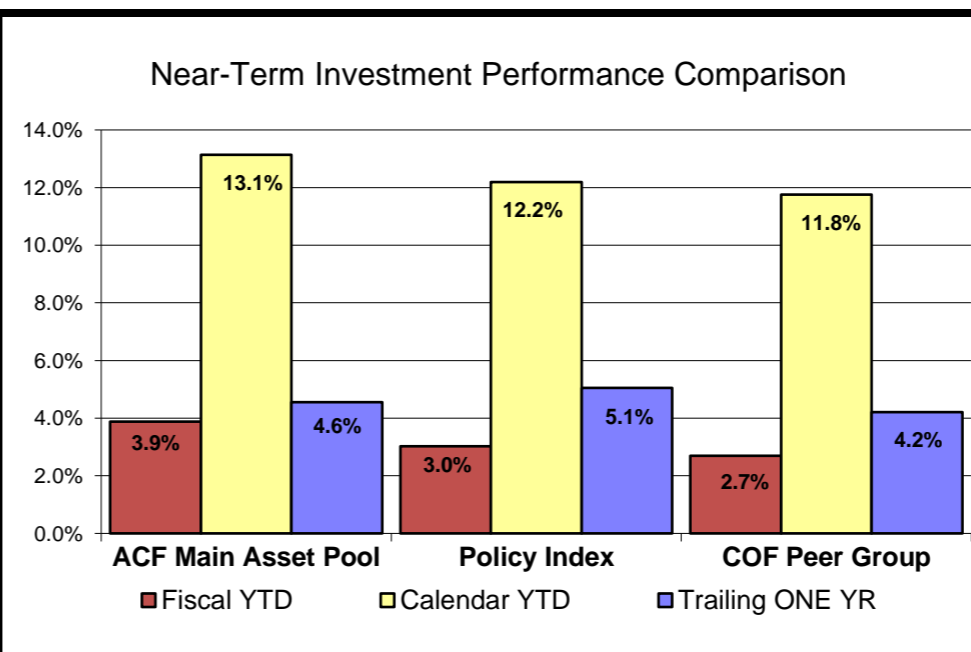
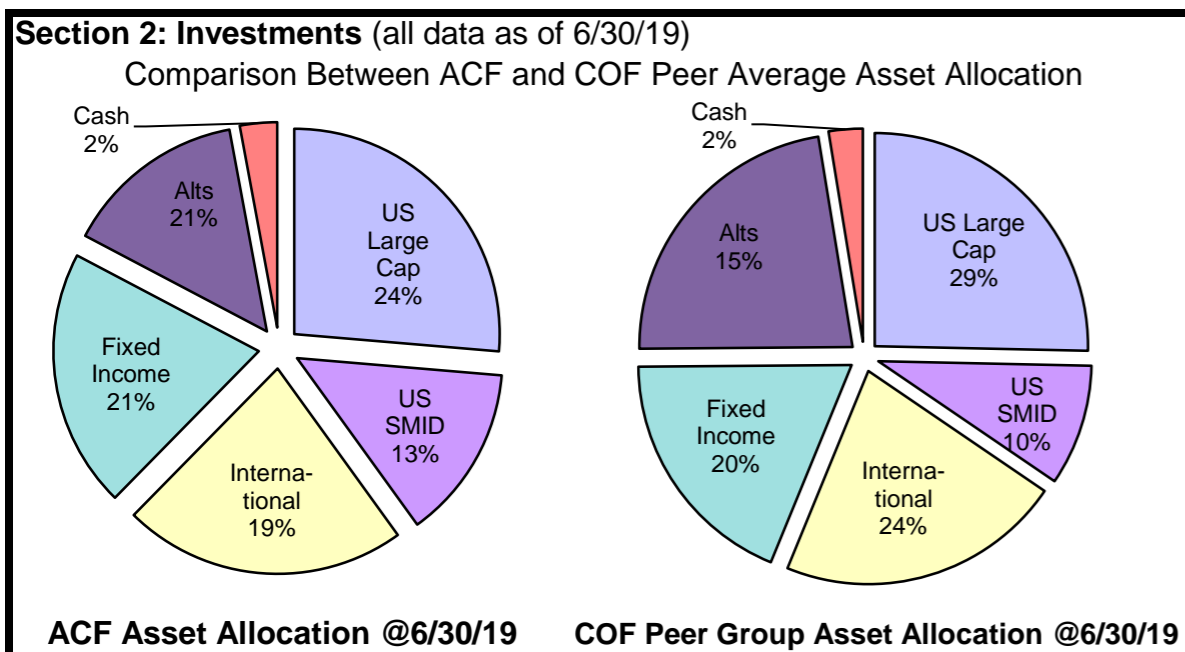


Akron Community Foundation Quarterly Status Report

Akron Community Foundation's mission is to improve the quality of life in the greater Akron area by building permanent endowments and providing philanthropic leadership that enables donors to make lasting investments in the community.

Section 1: Gifts and Grants	6/30/2018 Prior YTD Totals	6/30/2019 Current YTD Totals	For the Period: 4/1/2019 through 6/30/2019											
			Designated Funds										Total Designated	Total Undesignated
			Donor Advised		Endowment		SFAS Liability		Scholarships					
Total Market Value of Assets	220,141,686	224,750,102	53,964,021	24%	58,376,271	26%	25,937,132	12%	9,112,133	4%	147,389,557	66%	77,360,545	34%
Contributions	2,507,996	1,864,522	1,197,838	64%	369,818	20%	211,628	11%	14,834	1%	1,794,119	96%	70,403	4%
Grants and other distributions	2,413,689	2,688,944	1,162,429	43%	415,894	15%	124,517	5%	346,107	13%	2,048,946	76%	639,998	24%



Section 3: Operations

	6/30/2019	Notes
Year-to-Date Operating Expense Budget	730,381	= operating expense budget through 6/30/19
Year-to-Date Operating Expense Actual	<u>731,377</u>	= actual operating expenses paid through 6/30/19
Over/(Under) Budget	996	
Year-to-Date Fee Revenue Budget	730,381	= admin fee revenue required to cover budgeted operating expenses
Year-to-Date Fee Revenue Actual	<u>683,195</u>	= actual administrative fee revenue collected through 6/30/19
Fee Revenue Surplus/(Deficit)	(47,186)	= surplus admin fee deficit
4/1/19 Operating Reserve Fund Balance	626,559	
6/30/19 Operating Reserve Fund Balance	<u>578,377</u>	
Increase/(Decrease) in Fund Balance	(48,182)	= amount of operating reserve used through 6/30/19

Annualized ACF Investment Expenses (in BPS and \$)
Compared with Fidelity Charitable Gift Fund (in BPS)

	Annualized @6/30/19	ACF	Annual Cost	FID
Domestic equity		58	414,334	64
International Equity		84	313,125	103
Fixed Income		34	138,341	45
Alternatives		123	460,922	n/a
Active Mgmt. Costs		58	533,366	n/a
Mutual Fund Costs		81	793,356	72
Huntington Custody		5	89,287	n/a
Consultant (Legacy)		5	95,042	n/a
Total annualized Inv Exp		79	1,511,051	72

Definitions: BPS = Basis Points (100 Basis Points equals 1 percent (%))
 COF = Council on Foundations
 COF Peer Group = Community Foundations with assets between \$100M and \$250M. For 6-30-2019 n=35
FID = Investment management costs as disclosed in the Fidelity Charitable Gift Fund Policy Guidelines dated April 2017.
 Fidelity also charges an administrative fee of 60 basis points for funds with balances of \$500,000 or less.