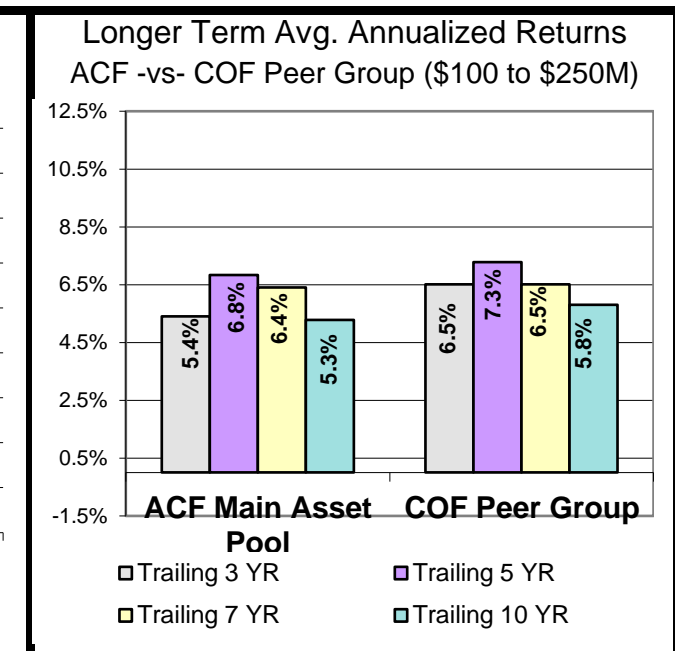
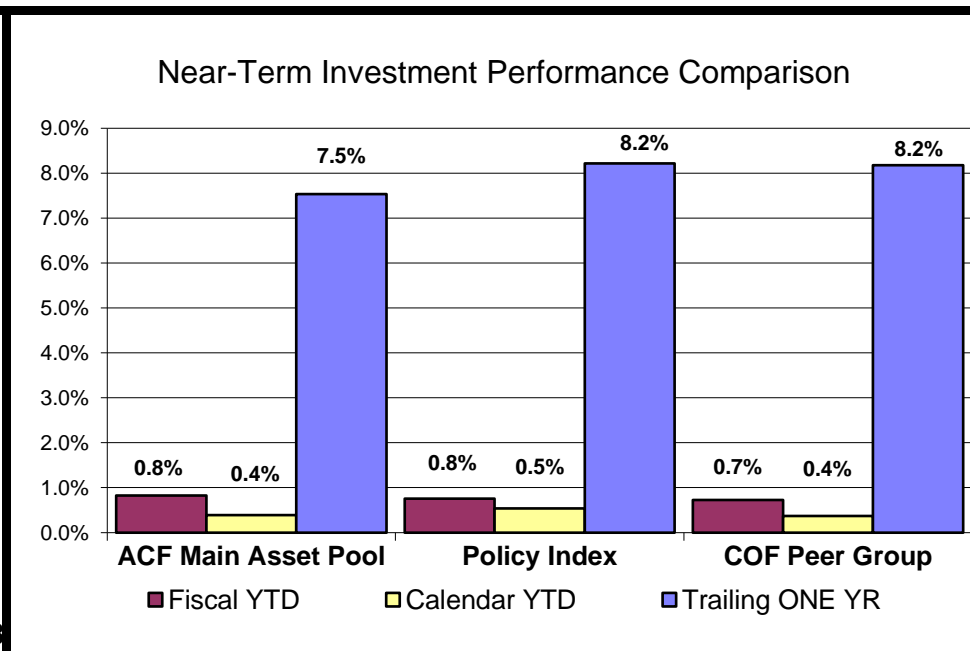
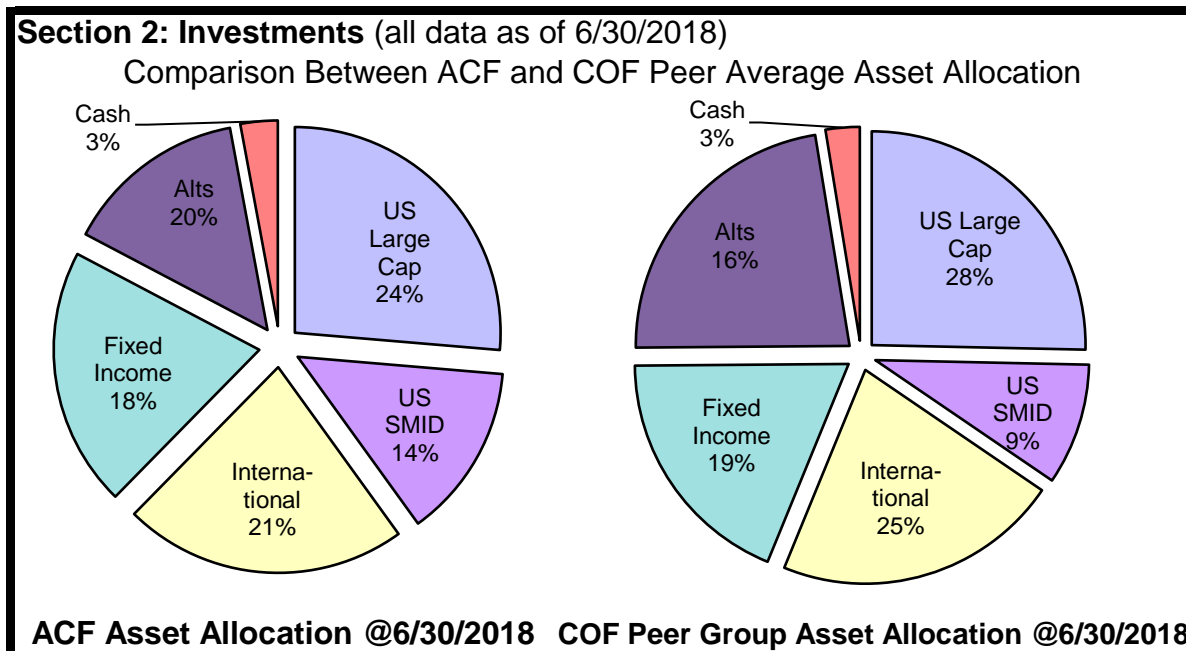


# Akron Community Foundation Quarterly Status Report

**Akron Community Foundation's mission is to improve the quality of life in the greater Akron area by building permanent endowments and providing philanthropic leadership that enables donors to make lasting investments in the community.**

Section 1: Gifts and Grants	6/30/2017 Prior YTD Totals	6/30/2018 Current YTD Totals	For the Period: 4/1/2018 through 6/30/2018											
			Designated Funds								Total Designated		Total Undesignated	
			Donor Advised		SFAS Liability		Scholarships							
Total Market Value of Assets	205,742,746	220,141,686	52,006,402	24%	56,486,901	26%	24,961,966	11%	9,006,704	4%	142,461,973	65%	77,679,713	35%
Contributions	2,222,483	2,507,996	670,802	27%	1,562,357	62%	77,252	3%	61,966	2%	2,372,376	95%	135,620	5%
Grants and other distributions	3,278,312	2,413,689	700,965	29%	564,925	23%	141,517	6%	332,823	14%	1,740,230	72%	673,459	28%



**Section 3: Operations**

	6/30/2018	Notes
Year-to-Date Operating Expense Budget	692,465	= operating expense budget through 6/30/2018
Year-to-Date Operating Expense Actual	673,834	= actual operating expenses paid through 6/30/2018
Over/(Under) Budget	(18,631)	
Year-to-Date Fee Revenue Budget	692,465	= admin fee revenue required to cover budgeted operating expenses
Year-to-Date Fee Revenue Actual	648,480	= actual administrative fee revenue collected through 6/30/2018
Fee Revenue Surplus/(Deficit)	(43,985)	= surplus admin fee revenue
4/1/18 Operating Reserve Fund Balance	588,664	
6/30/18 Operating Reserve Fund Balance	563,310	
Increase/(Decrease) in Fund Balance	(25,354)	= amount of operating reserve used through 6/30/18

Annualized ACF Investment Expenses (in BPS and \$)  
Compared with Fidelity Charitable Gift Fund (in BPS)

Annualized @6/30/2018	ACF	Annual Cost	FID
Domestic equity	60	464,946	64
International Equity	87	298,104	103
Fixed Income	33	120,664	45
Alternatives	110	423,165	n/a
Active Mgmt. Costs	61	579,261	n/a
Mutual Fund Costs	77	727,618	72
Huntington Custody	5	88,822	n/a
Consultant (Legacy)	5	94,418	n/a
<b>Total annualized Inv Exp</b>	<b>79</b>	<b>1,490,119</b>	<b>72</b>

**Definitions:** BPS = Basis Points (100 Basis Points equals 1 percent (%))  
 COF = Council on Foundations  
 COF Peer Group = Community Foundations with assets between \$100M and \$250M. For 6-30-2018 n=29  
 FID = Investment management costs as disclosed in the Fidelity Charitable Gift Fund Policy Guidelines dated April 2017.