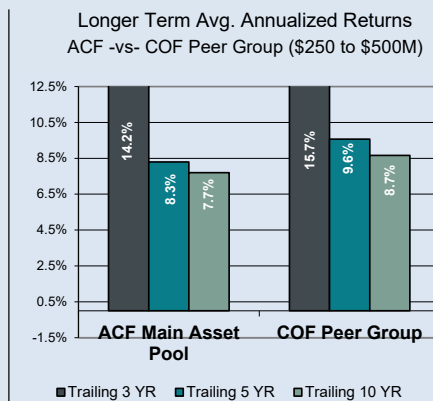
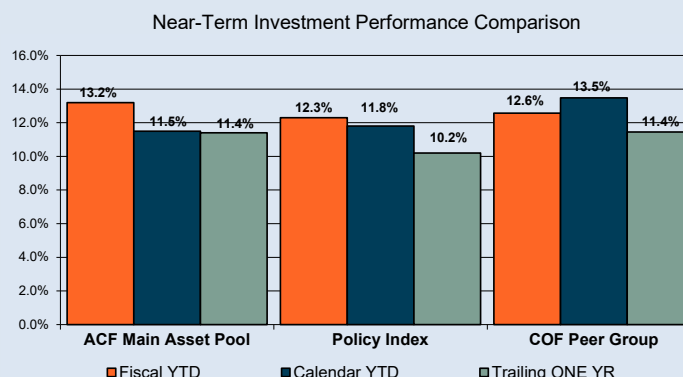
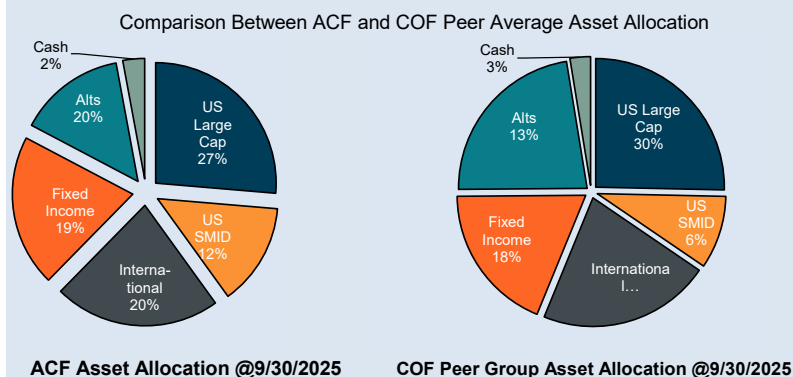


Section 1: Gifts and Grants

	9/30/2024 Prior YTD Totals	9/30/2025 Curent YTD Totals	For the Period: 4/1/2025 through 9/30/2025										
			Designated Funds								Total		Total Undesignated
			Donor Advised		Endowment		SFAS Liability		Scholarships		Designated		
Total Market Value of Assets	305,309,015	340,019,636	85,012,574	25%	93,854,274	28%	41,195,351	12%	12,539,011	4%	232,601,210	68%	107,418,427
Contributions	2,571,200	6,722,954	5,282,450	79%	781,778	12%	366,640	5%	140,796	2%	6,571,665	98%	151,289
Grants and other distributions	8,332,263	8,532,009	3,493,366	41%	2,176,801	26%	774,214	9%	576,669	7%	7,021,051	82%	1,510,958

Section 2: Investments (all data as of 9/30/2025)



Section 3: Operations

	<u>9/30/2025</u>	<u>Notes</u>
Year-to-Date Operating Expense Budget	2,022,469	= operating expense budget through 9/30/2025
Year-to-Date Operating Expense Actual	<u>2,082,827</u>	= actual operating expenses paid through 9/30/2025
Over/(Under) Budget	60,358	= amount over budget through 9/30/2025
Year-to-Date Fee Revenue Budget	1,989,619	= admin fee budgeted revenue through 9/30/2025
Year-to-Date Fee Revenue Actual	<u>2,086,709</u>	= actual administrative fee revenue collected through 9/30/2025
Fee Revenue Surplus/(Deficit)	97,090	= admin fee revenue surplus/(deficit)
4/1/2025 Operating Reserve Fund Balance	1,488,574	Operating Reserve Balance 4/1/2025
9/30/2025 Operating Reserve Fund Balance	<u>1,492,455</u>	Operating Reserve Balance 9/30/2025
Increase/(Decrease) in Fund Balance	3,881	= amount of cash added to (used from) operating reserve through 9/30/2025

Annualized ACF Investment Expenses (in BPS and \$)

<u>Annualized @9/30/2025</u>	<u>ACF</u>	<u>Annual Cost</u>
Domestic equity	48	565,301
International Equity	71	411,253
Fixed Income	43	280,469
Alternatives	113	531,827
Active Mgmt. Costs	57	657,239
Mutual Fund Costs	63	1,012,073
Huntington Custody	2	50,787
Consultant (Legacy)	<u>5</u>	<u>146,520</u>
Total annualized Inv Exp	67	1,866,619

Definitions: BPS = Basis Points (100 Basis Points equals 1 percent (%))
COF = Council on Foundations
COF Peer Group = Community Foundations with investments between \$250M and \$500M. For 9/30/2025 n=17