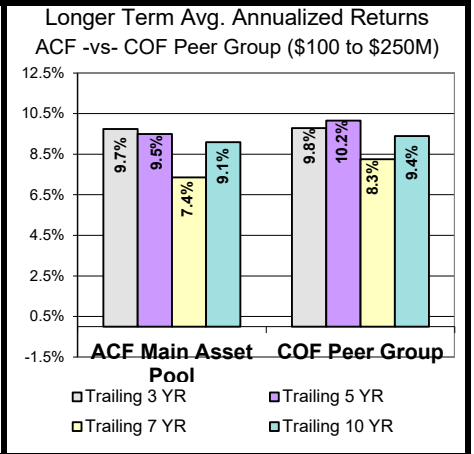
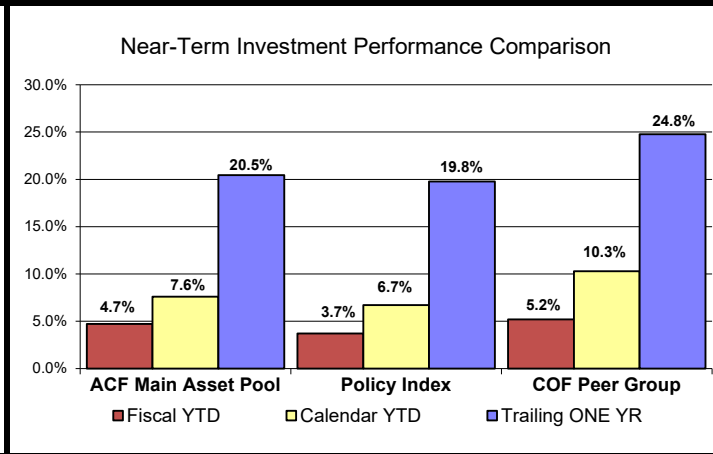
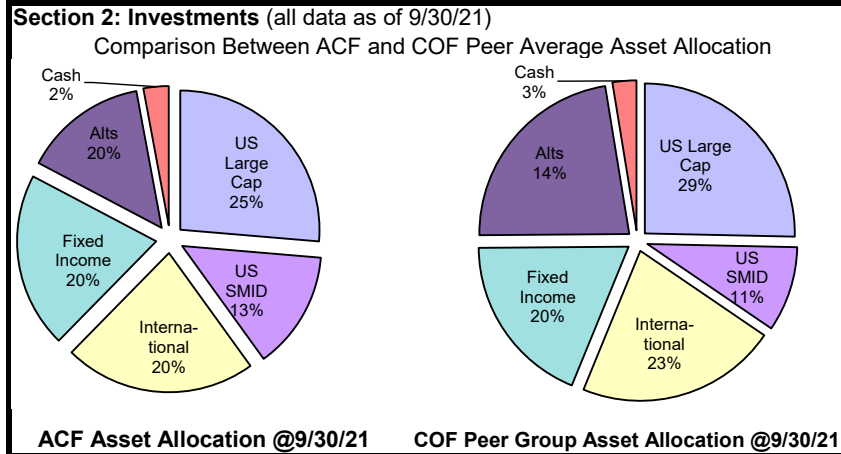


Akron Community Foundation Quarterly Status Report

Akron Community Foundation's mission is to improve the quality of life in the greater Akron area by building permanent endowments and providing philanthropic leadership that enables donors to make lasting investments in the community.

Section 1: Gifts and Grants	9/30/2020 Prior YTD Totals	9/30/2021 Current YTD Totals	For the Period: 4/1/2021 through 9/30/2021											
			Designated Funds										Total Designated	Total Undesignated
			Donor Advised		Endowment		SFAS Liability		Scholarships					
Total Market Value of Assets	235,201,835	280,920,366	71,185,353	25%	75,069,180	27%	33,219,365	12%	10,897,387	4%	190,371,284	68%	90,549,082	32%
Contributions	4,443,999	5,392,898	2,932,006	54%	1,399,573	26%	385,711	7%	142,177	3%	4,859,466	90%	533,432	10%
Grants and other distributions	8,359,348	5,910,070	1,845,020	31%	1,208,884	20%	561,857	10%	452,785	8%	4,068,546	69%	1,841,524	31%



Section 3: Operations

	9/30/2021	Notes
Year-to-Date Operating Expense Budget	1,592,160	= operating expense budget through 9/30/21
Year-to-Date Operating Expense Actual	<u>1,574,401</u>	= actual operating expenses paid through 9/30/21
Over/(Under) Budget	(17,759)	= amount under budget through 9/30/21
Year-to-Date Fee Revenue Budget	1,592,160	= admin fee revenue required to cover budgeted operating expenses
Year-to-Date Fee Revenue Actual	<u>1,654,070</u>	= actual administrative fee revenue collected through 9/30/21
Fee Revenue Surplus/(Deficit)	61,910	= admin fee revenue surplus
4/1/2021 Operating Reserve Fund Balance	910,896	
9/30/2021 Operating Reserve Fund Balance	<u>990,565</u>	
Increase/(Decrease) in Fund Balance	79,669	= amount of cash added to operating reserve through 9/30/21

Annualized ACF Investment Expenses (in BPS and \$)
Compared with Fidelity Charitable Gift Fund (in BPS)

Annualized @9/30/2021	ACF	Annual Cost	FID
Domestic equity	59	551,376	64
International Equity	86	416,087	103
Fixed Income	41	198,426	45
Alternatives	121	537,470	n/a
Active Mgmt. Costs	56	554,283	n/a
Mutual Fund Costs	82	1,149,076	0
Huntington Custody	2	44,944	n/a
Consultant (Legacy)	<u>5</u>	<u>119,441</u>	<u>n/a</u>
Total annualized Inv Exp	78	1,867,744	69

Definitions: BPS = Basis Points (100 Basis Points equals 1 percent (%))
 COF = Council on Foundations
 COF Peer Group = Community Foundations with assets between \$250M and \$500M. For 9-30-21 n=11
 FID = Investment management costs as disclosed in the Fidelity Charitable Gift Fund Policy Guidelines dated April 2017.
 Fidelity also charges an administrative fee of 60 basis points for funds with balances of \$500,000 or less.