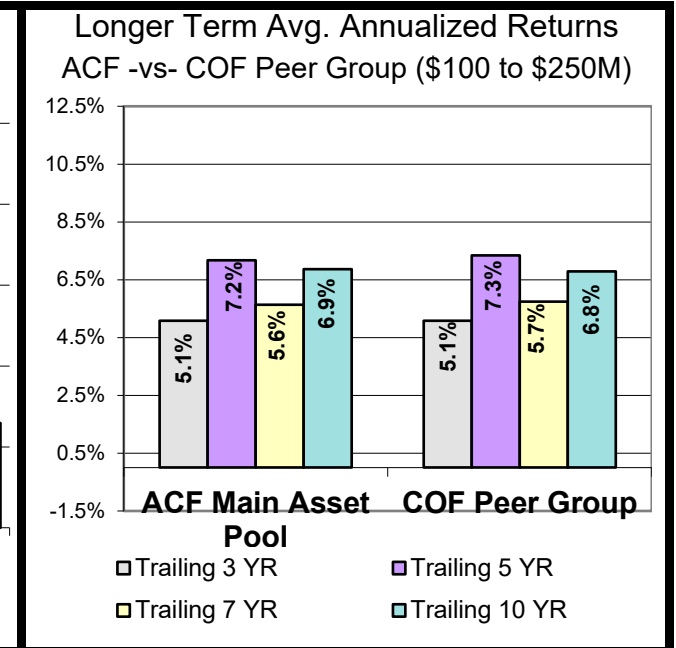
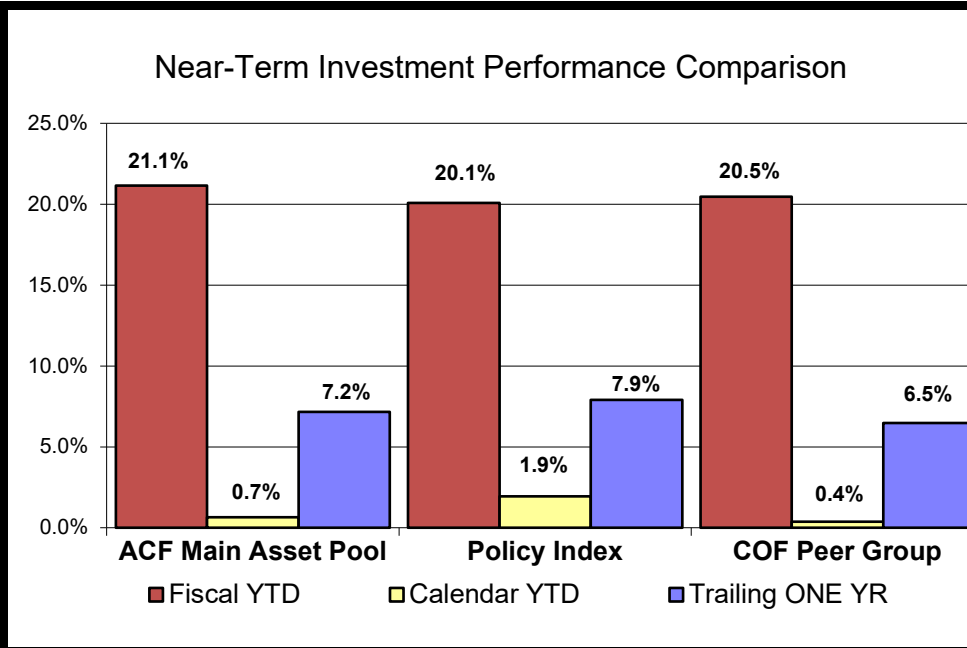
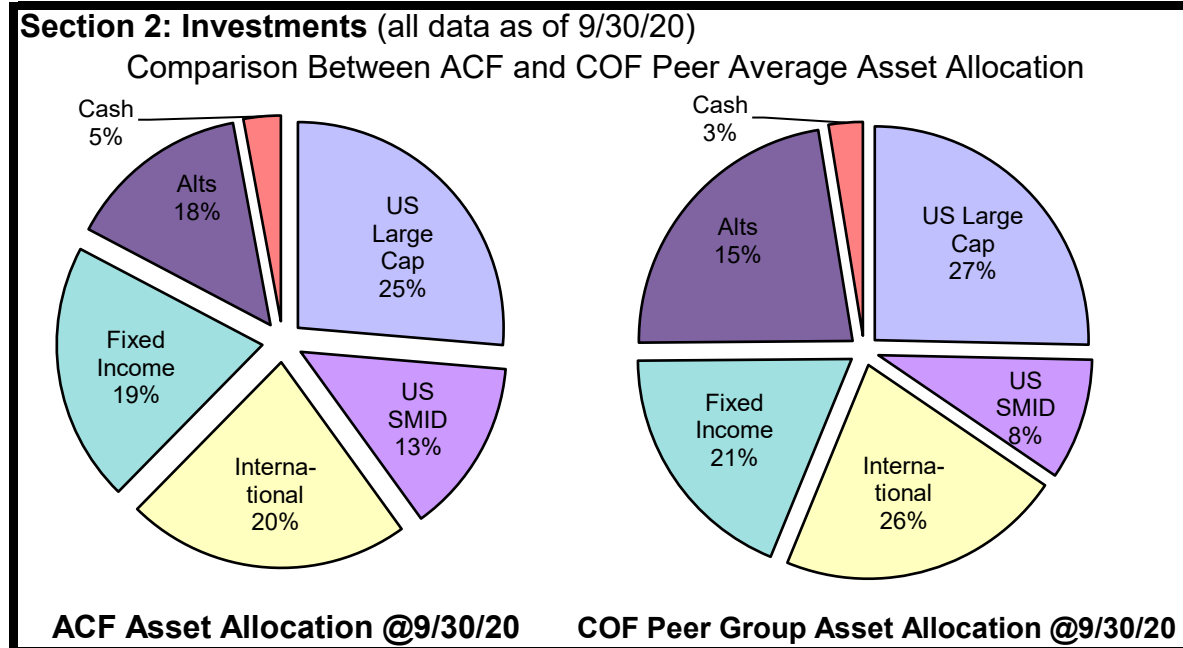


# Akron Community Foundation Quarterly Status Report

**Akron Community Foundation's mission is to improve the quality of life in the greater Akron area by building permanent endowments and providing philanthropic leadership that enables donors to make lasting investments in the community.**

Section 1: Gifts and Grants	9/30/2019 Prior YTD Totals	9/30/2020 Current YTD Totals	For the Period: 4/1/2020 through 9/30/2020											
			Designated Funds								Total Designated		Total Undesignated	
			Donor Advised		Endowment		SFAS Liability		Scholarships					
Total Market Value of Assets	224,510,732	235,201,835	56,873,064	24%	62,101,863	26%	27,506,250	12%	9,408,748	4%	155,889,923	66%	79,311,912	34%
Contributions	3,906,785	4,443,999	2,801,028	63%	705,307	16%	583,459	13%	87,876	2%	4,177,670	94%	266,329	6%
Grants and other distributions	5,510,321	8,359,348	4,150,393	50%	1,434,117	17%	371,133	4%	407,036	5%	6,362,679	76%	1,996,669	24%



**Section 3: Operations**

	9/30/2020	Notes
Year-to-Date Operating Expense Budget	1,484,196	= operating expense budget through 9/30/20
Year-to-Date Operating Expense Actual	1,409,150	= actual operating expenses paid through 9/30/20
Over/(Under) Budget	(75,046)	= amount under budget through 9/30/20
Year-to-Date Fee Revenue Budget	1,484,196	= admin fee revenue required to cover budgeted operating expenses
Year-to-Date Fee Revenue Actual	1,498,513	= actual administrative fee revenue collected through 9/30/20
Fee Revenue Surplus/(Deficit)	14,317	= admin fee revenue surplus
4/1/20 Operating Reserve Fund Balance	562,978	
9/30/20 Operating Reserve Fund Balance	652,341	
Increase/(Decrease) in Fund Balance	89,363	= amount of cash added to operating reserve through 9/30/20

Annualized ACF Investment Expenses (in BPS and \$)  
Compared with Fidelity Charitable Gift Fund (in BPS)

Annualized @9/30/20	ACF	Annual Cost	FID
Domestic equity	59	447,974	64
International Equity	85	336,750	103
Fixed Income	35	141,599	45
Alternatives	122	416,384	n/a
Active Mgmt. Costs	56	477,271	n/a
Mutual Fund Costs	76	865,436	72
Huntington Custody	2	37,227	n/a
Consultant (Legacy)	5	99,123	n/a
<b>Total annualized Inv Exp</b>	<b>75</b>	<b>1,479,057</b>	<b>72</b>

**Definitions:** BPS = Basis Points (100 Basis Points equals 1 percent (%))  
 COF = Council on Foundations  
 COF Peer Group = Community Foundations with assets between \$100M and \$250M. For 9-30-20 n=37  
 FID = Investment management costs as disclosed in the Fidelity Charitable Gift Fund Policy Guidelines dated April 2017.  
 Fidelity also charges an administrative fee of 60 basis points for funds with balances of \$500,000 or less.