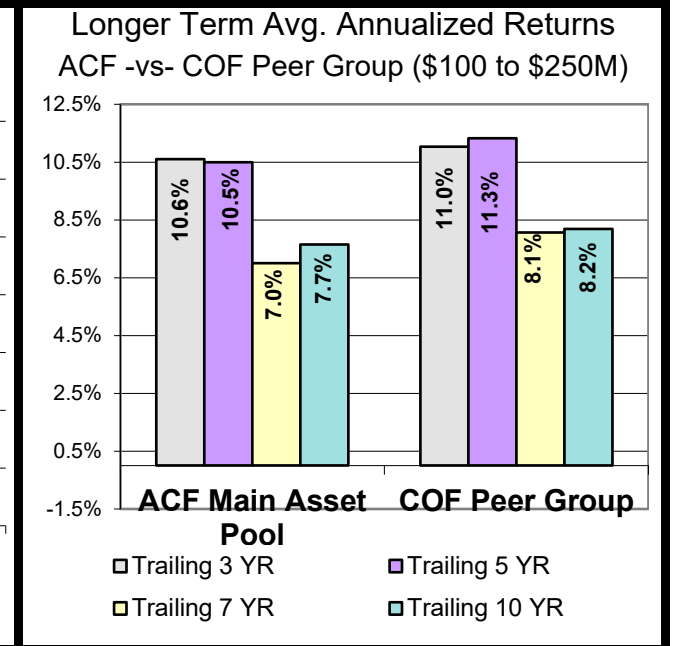
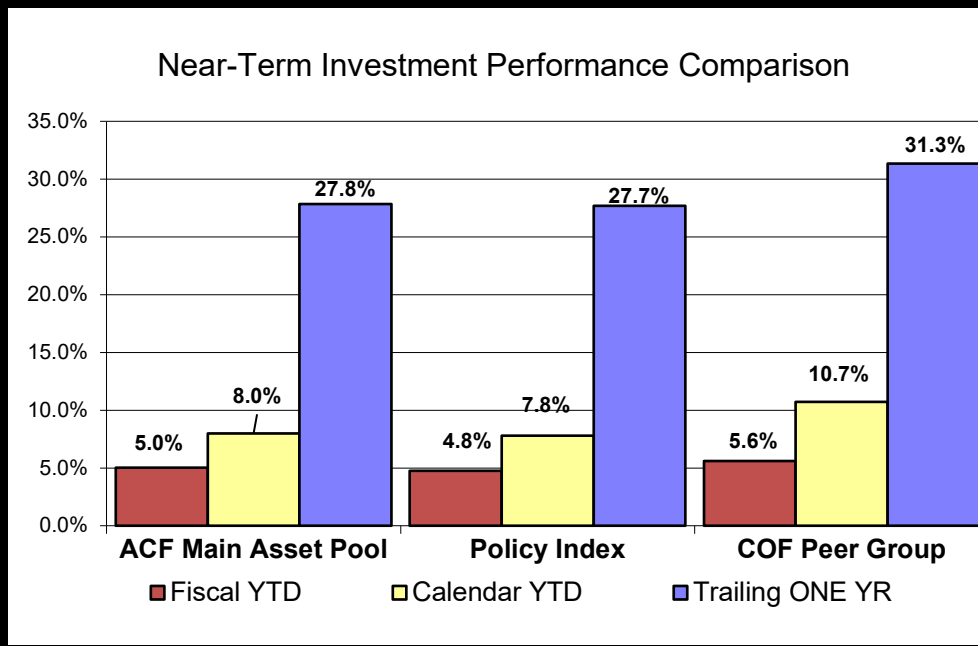
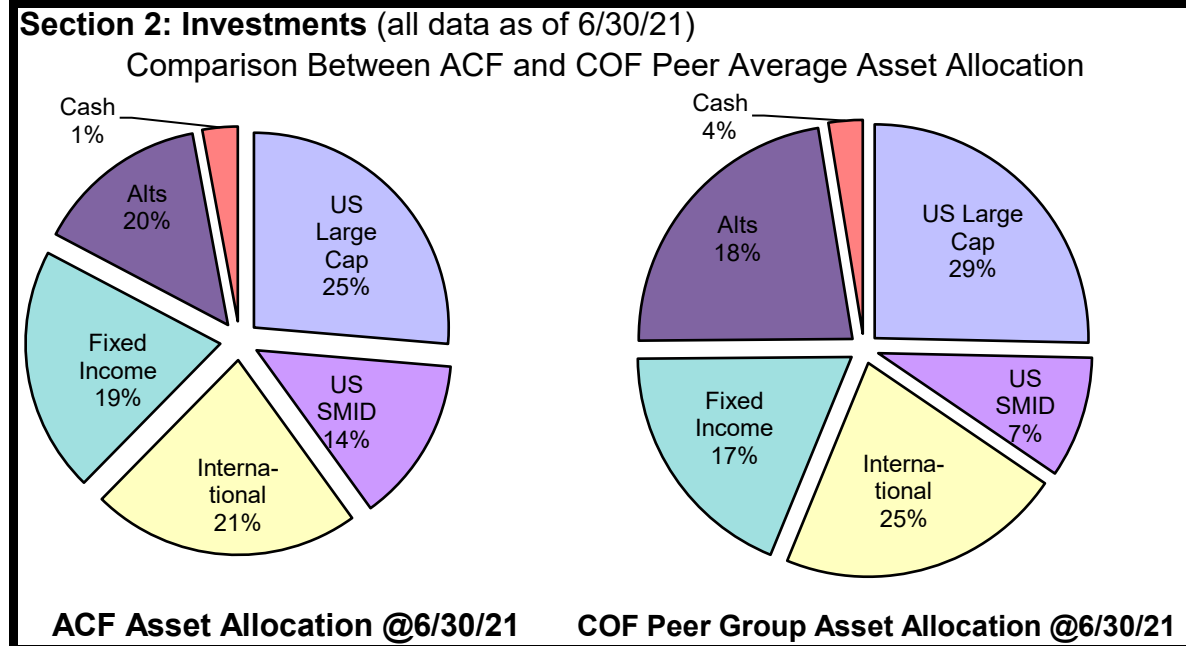


Akron Community Foundation Quarterly Status Report

Akron Community Foundation's mission is to improve the quality of life in the greater Akron area by building permanent endowments and providing philanthropic leadership that enables donors to make lasting investments in the community.

Section 1: Gifts and Grants	6/30/2020 Prior YTD Totals	6/30/2021 Current YTD Totals	For the Period: 4/1/2021 through 6/30/2021											
			Designated Funds								Total Designated		Total Undesignated	
			Donor Advised		Endowment		SFAS Liability		Scholarships					
Total Market Value of Assets	222,482,686	283,550,907	71,484,706	25%	75,522,693	27%	33,469,814	12%	10,978,233	4%	191,455,446	68%	92,095,461	32%
Contributions	924,120	2,478,786	1,753,852	71%	301,549	12%	248,300	10%	20,401	1%	2,324,103	94%	154,683	6%
Grants and other distributions	4,770,563	3,278,194	1,136,207	35%	495,722	15%	522,979	16%	353,177	11%	2,508,085	77%	770,109	23%



Section 3: Operations

	6/30/2021	Notes
Year-to-Date Operating Expense Budget	806,975	= operating expense budget through 6/30/21
Year-to-Date Operating Expense Actual	<u>777,439</u>	= actual operating expenses paid through 6/30/21
Over/(Under) Budget	(29,535)	= amount under budget through 6/30/21
Year-to-Date Fee Revenue Budget	806,975	= admin fee revenue required to cover budgeted operating expenses
Year-to-Date Fee Revenue Actual	<u>830,037</u>	= actual administrative fee revenue collected through 6/30/21
Fee Revenue Surplus/(Deficit)	23,062	= admin fee revenue surplus
4/1/2021 Operating Reserve Fund Balance	910,896	
6/30/2021 Operating Reserve Fund Balance	<u>963,493</u>	
Increase/(Decrease) in Fund Balance	52,597	= amount of cash added to operating reserve through 6/30/21

Annualized ACF Investment Expenses (in BPS and \$)
Compared with Fidelity Charitable Gift Fund (in BPS)

Annualized @6/30/2021	ACF	Annual Cost	FID
Domestic equity	59	549,726	64
International Equity	86	431,354	103
Fixed Income	41	199,029	45
Alternatives	121	547,295	n/a
Active Mgmt. Costs	56	554,193	n/a
Mutual Fund Costs	83	1,173,211	0
Huntington Custody	2	45,301	n/a
Consultant (Legacy)	<u>5</u>	<u>120,728</u>	n/a
Total annualized Inv Exp	78	1,893,433	70

Definitions: BPS = Basis Points (100 Basis Points equals 1 percent (%))
 COF = Council on Foundations
 COF Peer Group = Community Foundations with assets between \$250M and \$500M. For 6-30-21 n=14
FID = Investment management costs as disclosed in the Fidelity Charitable Gift Fund Policy Guidelines dated April 2017.
 Fidelity also charges an administrative fee of 60 basis points for funds with balances of \$500,000 or less.