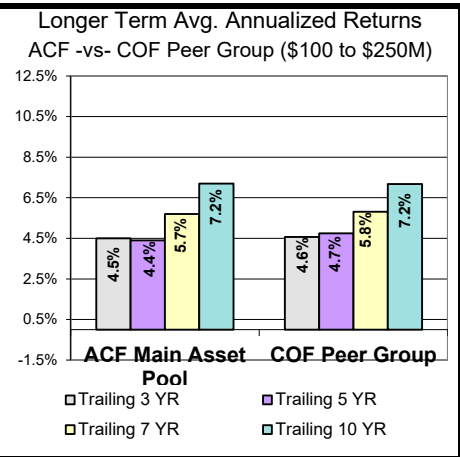
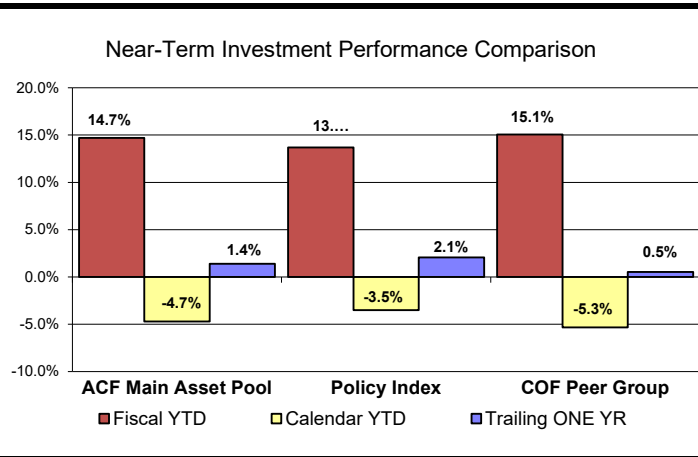
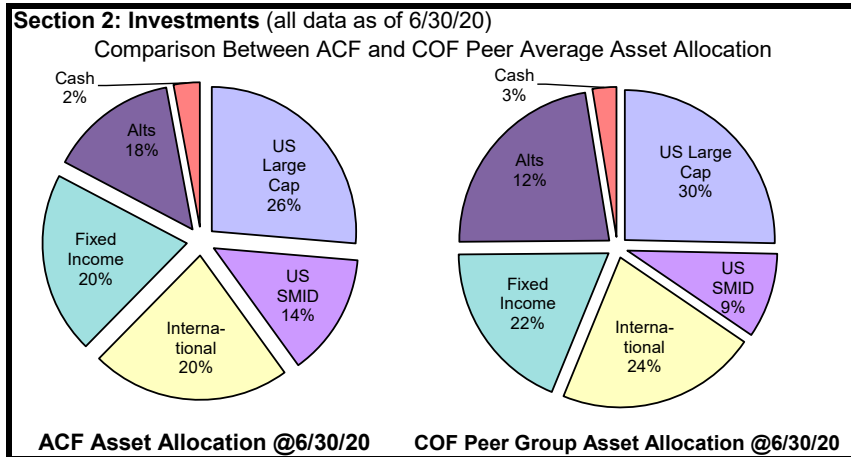


Akron Community Foundation Quarterly Status Report

Akron Community Foundation's mission is to improve the quality of life in the greater Akron area by building permanent endowments and providing philanthropic leadership that enables donors to make lasting investments in the community.

Section 1: Gifts and Grants	6/30/2019 Prior YTD Totals	6/30/2020 Current YTD Totals	For the Period: 4/1/2020 through 6/30/2020								Total Designated		Total Undesignated	
			Designated Funds											
			Donor Advised	Endowment	SFAS Liability	Scholarships								
Total Market Value of Assets	224,750,102	222,482,686	52,446,318	24%	59,678,197	27%	25,913,627	12%	8,986,106	4%	147,024,247	66%	75,458,439	34%
Contributions	1,864,522	924,120	162,831	18%	514,894	56%	27,773	3%	25,160	3%	730,658	79%	193,463	21%
Grants and other distributions	2,688,944	4,770,563	3,182,101	67%	134,893	3%	49,021	1%	324,379	7%	3,690,394	77%	1,080,170	23%



Section 3: Operations

	6/30/2020	Notes
Year-to-Date Operating Expense Budget	741,930	= operating expense budget through 6/30/20
Year-to-Date Operating Expense Actual	<u>684,548</u>	= actual operating expenses paid through 6/30/20
Over/(Under) Budget	(57,382)	= amount under budget through 6/30/20
Year-to-Date Fee Revenue Budget	741,930	= admin fee revenue required to cover budgeted operating expenses
Year-to-Date Fee Revenue Actual	<u>648,598</u>	= actual administrative fee revenue collected through 6/30/20
Fee Revenue Surplus/(Deficit)	(93,332)	= admin fee revenue deficit
4/1/20 Operating Reserve Fund Balance	562,978	
6/30/20 Operating Reserve Fund Balance	<u>527,028</u>	
Increase/(Decrease) in Fund Balance	(35,950)	= amount of cash used from operating reserve through 6/30/20

Annualized ACF Investment Expenses (in BPS and \$)
Compared with Fidelity Charitable Gift Fund (in BPS)

Annualized @6/30/20	ACF	Annual Cost	FID
Domestic equity	58	435,318	64
International Equity	85	325,421	103
Fixed Income	32	118,674	45
Alternatives	122	406,328	n/a
Active Mgmt. Costs	57	472,147	n/a
Mutual Fund Costs	79	813,594	72
Huntington Custody	2	34,998	n/a
Consultant (Legacy)	<u>5</u>	<u>93,582</u>	n/a
Total annualized Inv Exp	76	1,414,321	72

Definitions: BPS = Basis Points (100 Basis Points equals 1 percent (%))
 COF = Council on Foundations
 COF Peer Group = Community Foundations with assets between \$100M and \$250M. For 6-30-20 n=38
 FID = Investment management costs as disclosed in the Fidelity Charitable Gift Fund Policy Guidelines dated April 2017.
 Fidelity also charges an administrative fee of 60 basis points for funds with balances of \$500,000 or less.