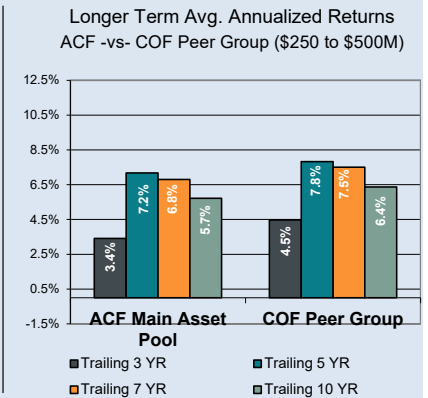
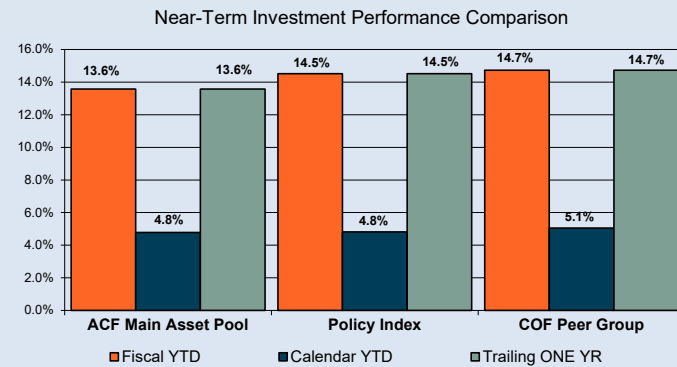
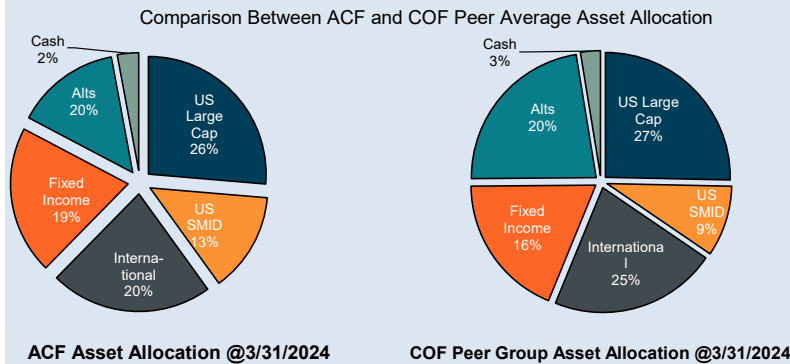


Section 1: Gifts and Grants

	3/31/2023 Prior YTD Totals	3/31/2024 Current YTD Totals	For the Period: 4/1/2023 through 3/31/2024										
			Designated Funds								Total		
			Donor Advised		Endowment		SFAS Liability		Scholarships		Designated	Undesignated	
Total Market Value of Assets	259,274,494	295,812,808	72,170,858	24%	79,018,342	27%	35,405,544	12%	11,392,335	4%	197,987,079	67%	97,825,728
Contributions	9,046,994	24,419,851	10,293,810	42%	4,698,503	19%	588,981	2%	335,589	1%	15,916,883	65%	8,502,967
Grants and other distributions	14,144,740	19,116,542	8,042,596	42%	5,864,970	31%	1,101,123	6%	512,610	3%	15,521,299	81%	3,595,243

Section 2: Investments (all data as of 3/31/2024)



Section 3: Operations

	3/31/2024	Notes
Year-to-Date Operating Expense Budget	3,381,513	= operating expense budget through 3/31/2024
Year-to-Date Operating Expense Actual	<u>3,289,646</u>	= actual operating expenses paid through 3/31/2024
Over/(Under) Budget	(91,867)	= amount over budget through 3/31/2024
Year-to-Date Fee Revenue Budget	3,381,513	= admin fee revenue required to cover budgeted operating expenses
Year-to-Date Fee Revenue Actual	<u>3,391,083</u>	= actual administrative fee revenue collected through 3/31/2024
Fee Revenue Surplus/(Deficit)	9,570	= admin fee revenue surplus/(deficit)
4/1/2023 Operating Reserve Fund Balance	1,316,568	Operating Reserve Balance 4/1/2023
3/31/2024 Operating Reserve Fund Balance	<u>1,418,004</u>	Operating Reserve Balance 3/31/2024
Increase/(Decrease) in Fund Balance	101,436	= amount of cash used from operating reserve through 3/31/2024

Annualized ACF Investment Expenses (in BPS and \$) Compared with Fidelity Charitable Gift Fund (in BPS)

Annualized @3/31/2024	ACF	Annual Cost
Domestic equity	51	517,968
International Equity	83	421,364
Fixed Income	37	175,884
Alternatives	117	585,313
Active Mgmt. Costs	56	596,355
Mutual Fund Costs	76	1,104,173
Huntington Custody	2	43,391
Consultant (Legacy)	5	125,720
Total annualized Inv Exp	74	1,869,639

Definitions: BPS = Basis Points (100 Basis Points equals 1 percent (%))
 COF = Council on Foundations
 COF Peer Group = Community Foundations with assets between \$250M and \$500M. For 3/31/2024 n=14
 FID = Investment management costs as disclosed in the Fidelity Charitable Gift Fund Policy Guidelines dated April 2017.
 Fidelity also charges an administrative fee of 60 basis points for funds with balances of \$500,000 or less.