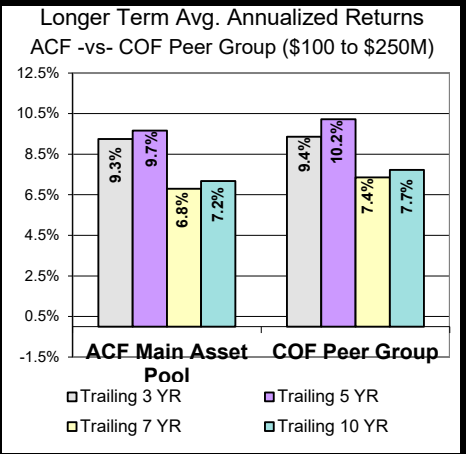
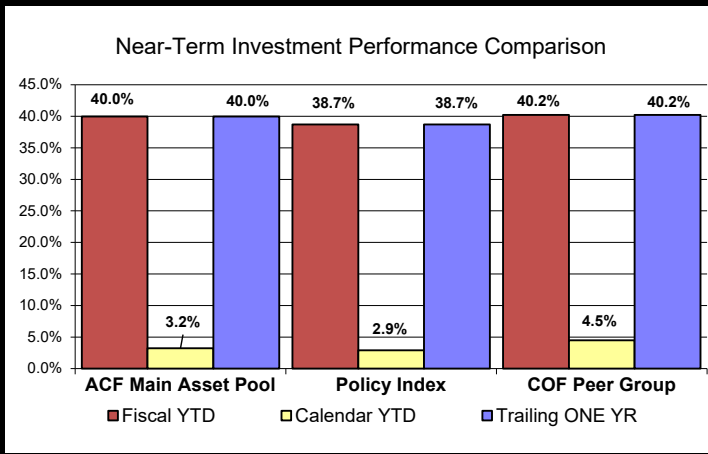
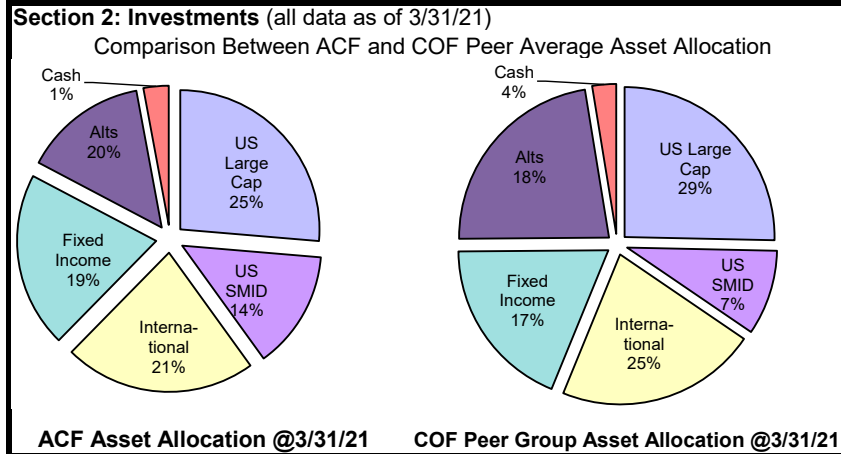


Akron Community Foundation Quarterly Status Report

Akron Community Foundation's mission is to improve the quality of life in the greater Akron area by building permanent endowments and providing philanthropic leadership that enables donors to make lasting investments in the community.

Section 1: Gifts and Grants	3/31/2020 Prior YTD Totals	3/31/2021 Current YTD Totals	For the Period: 4/1/2020 through 3/31/2021											
			Designated Funds								Total Designated		Total Undesignated	
			Donor Advised		Endowment		SFAS Liability		Scholarships					
Total Market Value of Assets	199,457,323	271,919,801	67,768,445	25%	72,833,997	27%	32,247,356	12%	10,831,718	4%	183,681,517	68%	88,238,284	32%
Contributions	11,759,386	22,102,354	9,125,006	41%	10,671,493	48%	1,664,429	8%	157,493	1%	21,618,421	98%	483,933	2%
Grants and other distributions	11,607,999	20,755,052	6,776,104	33%	9,667,142	47%	639,189	3%	391,452	2%	17,473,888	84%	3,281,165	16%



Section 3: Operations	03/31/2021	Notes
Year-to-Date Operating Expense Budget	2,968,723	= operating expense budget through 3/31/2021
Year-to-Date Operating Expense Actual	<u>2,895,676</u>	= actual operating expenses paid through 3/31/2021
Over/(Under) Budget	(73,047)	= amount under budget through 3/31/2021
Year-to-Date Fee Revenue Budget	2,968,723	= admin fee revenue required to cover budgeted operating expenses
Year-to-Date Fee Revenue Actual	<u>3,243,594</u>	= actual administrative fee revenue collected through 3/31/2021
Fee Revenue Surplus/(Deficit)	274,871	= admin fee revenue surplus
4/1/2020 Operating Reserve Fund Balance	562,978	
3/31/2021 Operating Reserve Fund Balance	<u>910,896</u>	
Increase/(Decrease) in Fund Balance	347,918	= amount of cash added to operating reserve through 3/31/2021

Annualized ACF Investment Expenses (in BPS and \$) Compared with Fidelity Charitable Gift Fund (in BPS)			
Annualized @3/31/2021	ACF	Annual Cost	FID
Domestic equity	59	531,062	64
International Equity	86	425,498	103
Fixed Income	39	177,604	45
Alternatives	121	522,008	n/a
Active Mgmt. Costs	56	535,365	n/a
Mutual Fund Costs	83	1,120,807	0
Huntington Custody	2	43,272	n/a
Consultant (Legacy)	<u>5</u>	<u>115,491</u>	<u>n/a</u>
Total annualized Inv Exp	79	1,814,934	0

Definitions: BPS = Basis Points (100 Basis Points equals 1 percent (%))
 COF = Council on Foundations
 COF Peer Group = Community Foundations with assets between \$250M and \$500M. For 3-31-21 n=15
 FID = Investment management costs as disclosed in the Fidelity Charitable Gift Fund Policy Guidelines dated April 2017.
 Fidelity also charges an administrative fee of 60 basis points for funds with balances of \$500,000 or less.