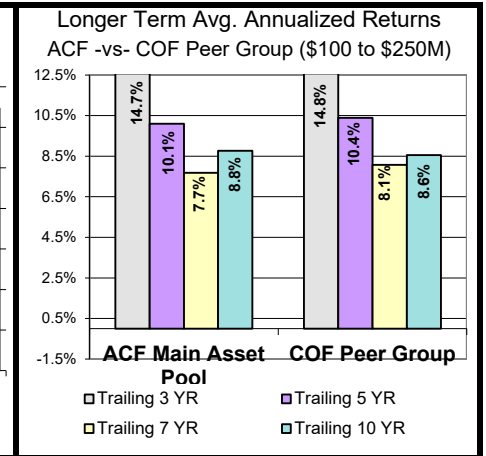
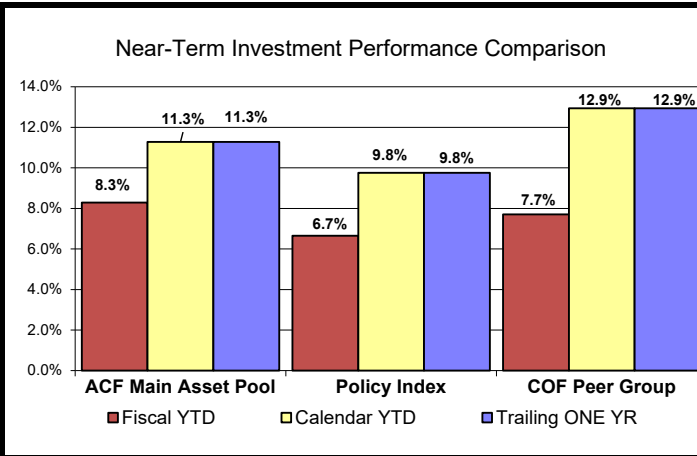
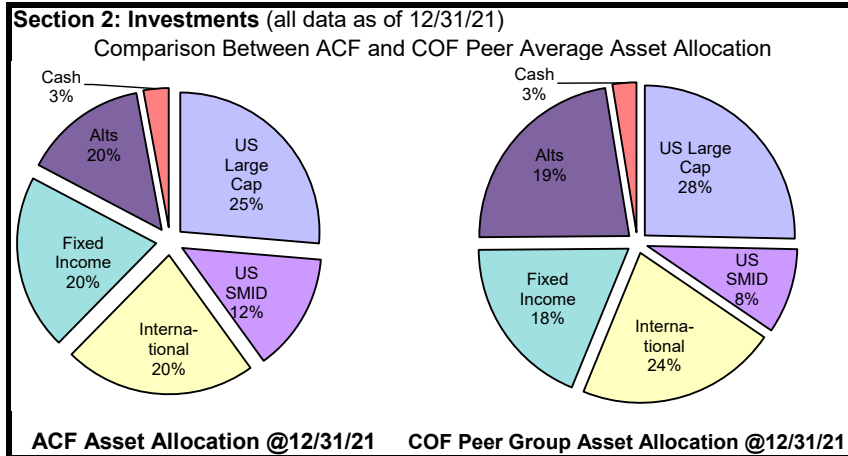


# Akron Community Foundation Quarterly Status Report

**Akron Community Foundation's mission is to improve the quality of life in the greater Akron area by building permanent endowments and providing philanthropic leadership that enables donors to make lasting investments in the community.**

Section 1: Gifts and Grants	12/31/2020 Prior YTD Totals	12/31/2021 Current YTD Totals	For the Period: 4/1/2021 through 12/31/2021											
			Designated Funds										Total Designated	Total Undesignated
			Donor Advised		Endowment		SFAS Liability		Scholarships					
Total Market Value of Assets	264,593,449	<b>300,520,110</b>	78,521,204	26%	81,421,066	27%	35,137,625	12%	11,613,758	4%	206,693,653	69%	93,826,457	31%
Contributions	18,753,259	<b>16,502,316</b>	9,670,758	59%	4,841,913	29%	745,942	5%	629,358	4%	15,887,972	96%	614,344	4%
Grants and other distributions	17,875,725	<b>10,273,514</b>	4,451,390	43%	2,052,363	20%	630,804	6%	456,827	4%	7,591,383	74%	2,682,131	26%



**Section 3: Operations**

	<u>12/31/2021</u>	<u>Notes</u>
Year-to-Date Operating Expense Budget	2,368,478	= operating expense budget through 12/31/21
Year-to-Date Operating Expense Actual	<u>2,363,361</u>	= actual operating expenses paid through 12/31/21
Over/(Under) Budget	(5,117)	= amount under budget through 12/31/21
Year-to-Date Fee Revenue Budget	2,368,478	= admin fee revenue required to cover budgeted operating expenses
Year-to-Date Fee Revenue Actual	<u>2,534,044</u>	= actual administrative fee revenue collected through 12/31/21
Fee Revenue Surplus/(Deficit)	165,566	= admin fee revenue surplus
4/1/2021 Operating Reserve Fund Balance	910,896	
12/31/2021 Operating Reserve Fund Balance	<u>1,081,579</u>	
Increase/(Decrease) in Fund Balance	170,683	= amount of cash added to operating reserve through 12/31/21

Annualized ACF Investment Expenses (in BPS and \$)  
Compared with Fidelity Charitable Gift Fund (in BPS)

Annualized @12/31/2021	ACF	Annual Cost	FID
Domestic equity	59	558,879	64
International Equity	86	442,513	103
Fixed Income	43	222,264	45
Alternatives	120	565,254	n/a
Active Mgmt. Costs	57	591,116	n/a
Mutual Fund Costs	82	1,197,794	69
Huntington Custody	2	46,695	n/a
Consultant (Legacy)	<u>5</u>	<u>124,730</u>	<u>n/a</u>
<b>Total annualized Inv Exp</b>	<b>79</b>	<b>1,960,335</b>	<b>69</b>

**Definitions:** BPS = Basis Points (100 Basis Points equals 1 percent (%))  
 COF = Council on Foundations  
 COF Peer Group = Community Foundations with assets between \$250M and \$500M. For 12-31-21 n=11  
 FID = Investment management costs as disclosed in the Fidelity Charitable Gift Fund Policy Guidelines dated April 2017.  
 Fidelity also charges an administrative fee of 60 basis points for funds with balances of \$500,000 or less.