

An aerial photograph of a city, likely Pittsburgh, showing a dense urban landscape with numerous buildings and green spaces. In the foreground, several large industrial buildings with multiple smokestacks are visible, with smoke rising from one of them. The city extends into the background, covering a valley and surrounding hills.

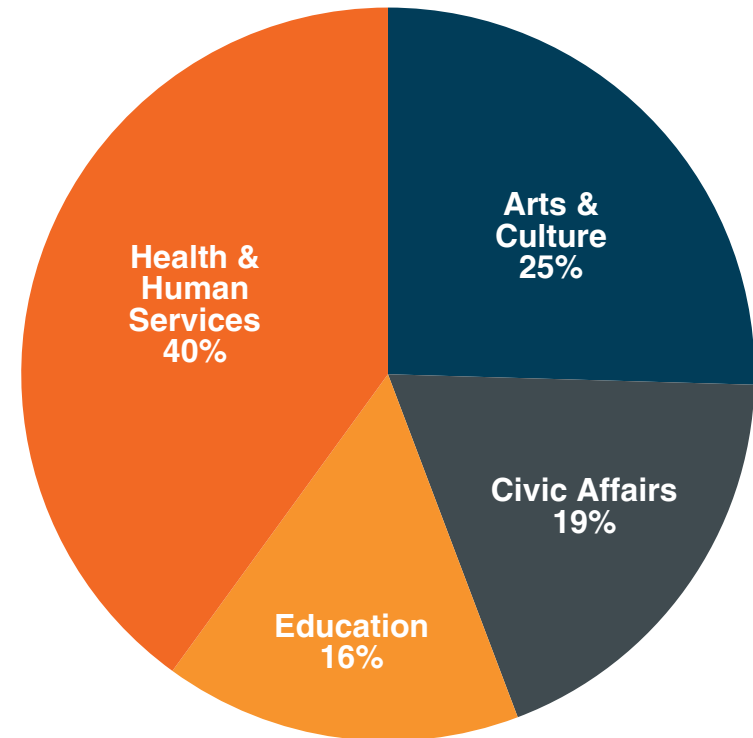
# Impact of Executive Orders, Federal & State Funding Cuts

2025 Summit County Nonprofit Survey Insights

# Sector Representation of Respondents

Animal Welfare	1
Arts & Culture	40
Civic	4
Community Development	14
Economic Development	6
Education	14
Environment	6
Food Security	6
Government	3
Healthcare	10
Housing	5
Immigrant & Refugee Services	3
Mental Health	1
Public Media	2
Recovery & Addiction Services	4
Social Services	37
Youth Development	9
<b>Total Organizations Participating</b>	<b>165</b>

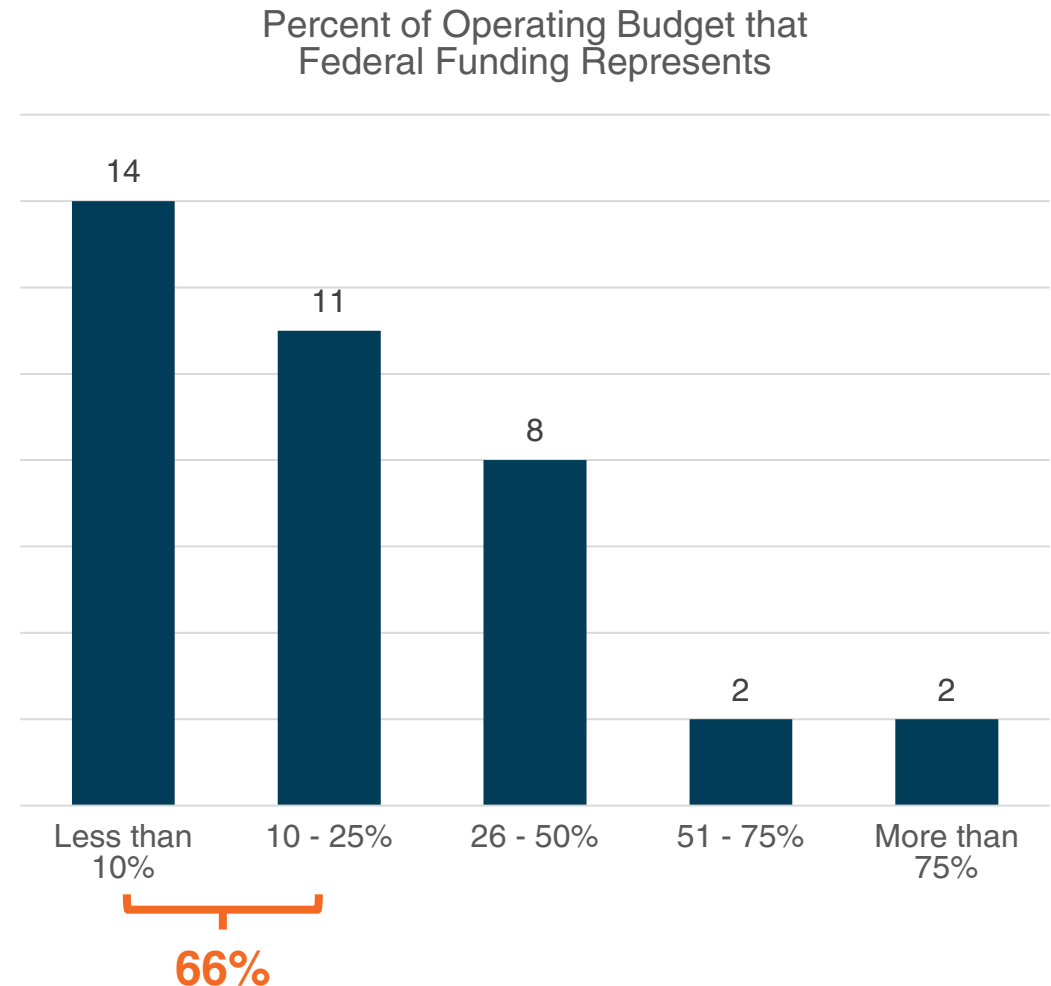
Simplified (ACF) Sector



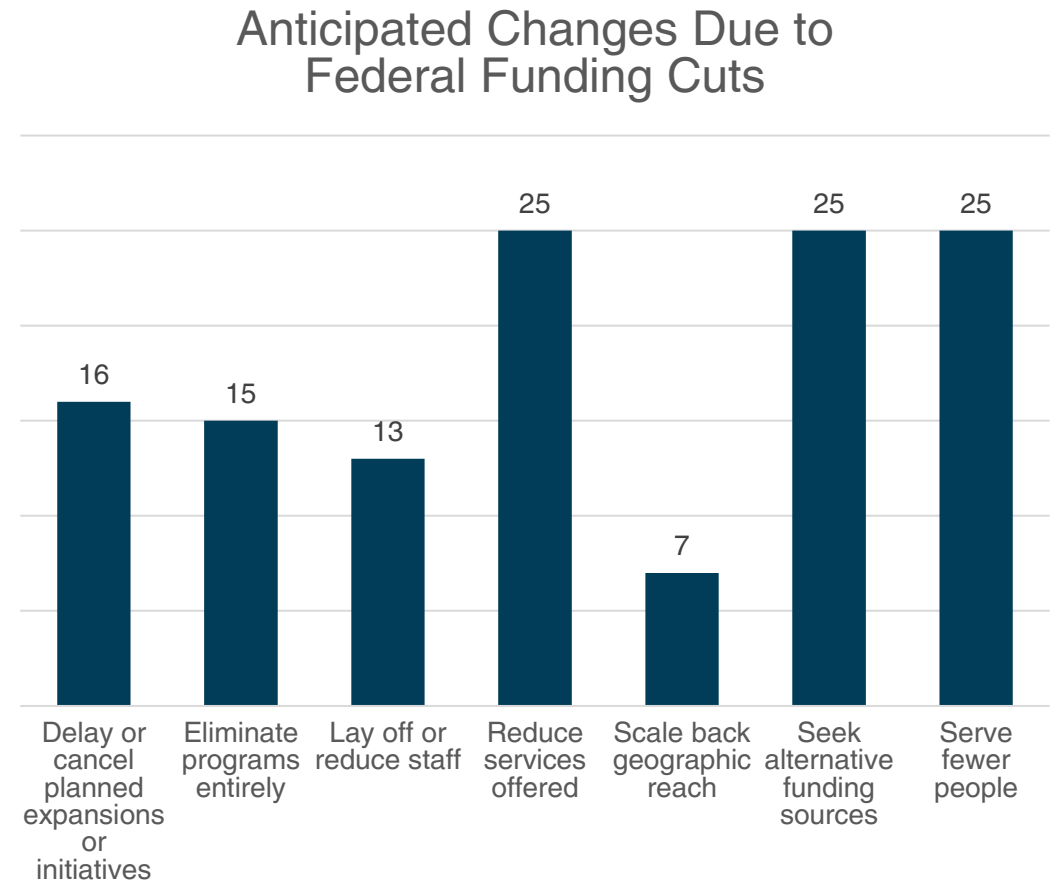
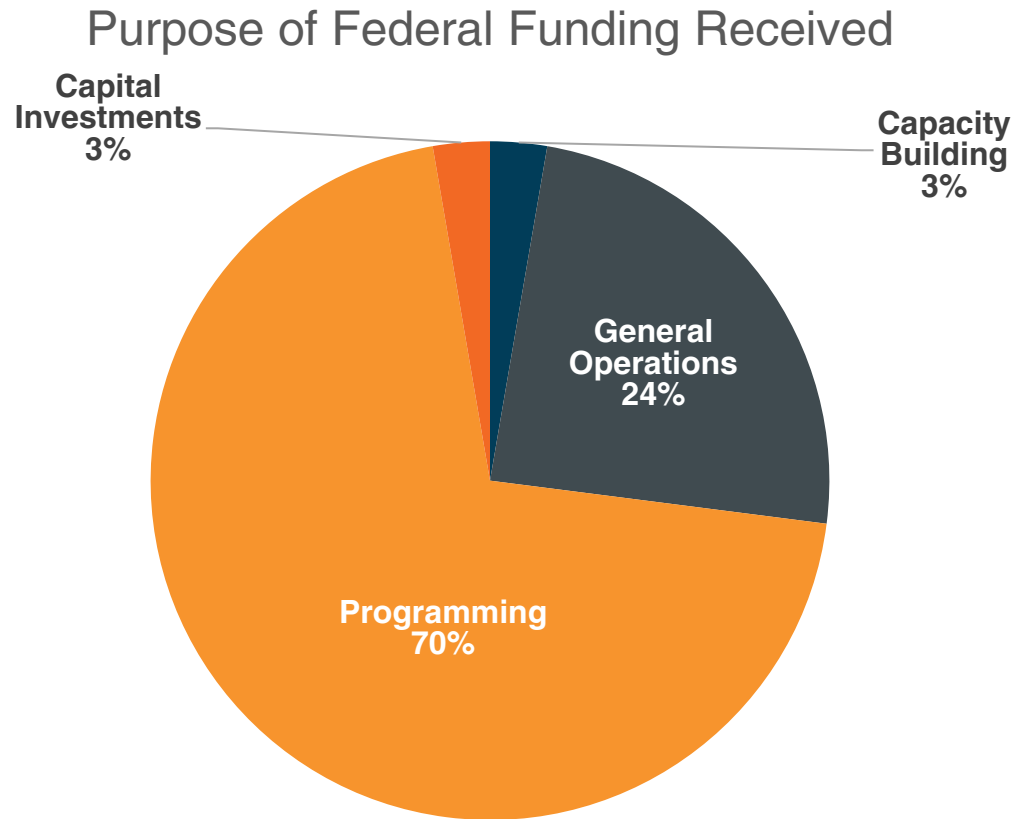
# Federal Funding: Impact & Insights

- **23%** (n=38) reported federal funding reduction<sup>1</sup>
  - Total combined federal funding received: **\$57,512,522**
  - Average estimated loss: **\$422,585**
  - Minimum estimated loss: **\$2,000**
  - Maximum estimated loss: **\$3,877,231**
  - Total combined estimated loss: **\$15,213,068**

<sup>1</sup> Reductions were not always confirmed; however, they were expected.



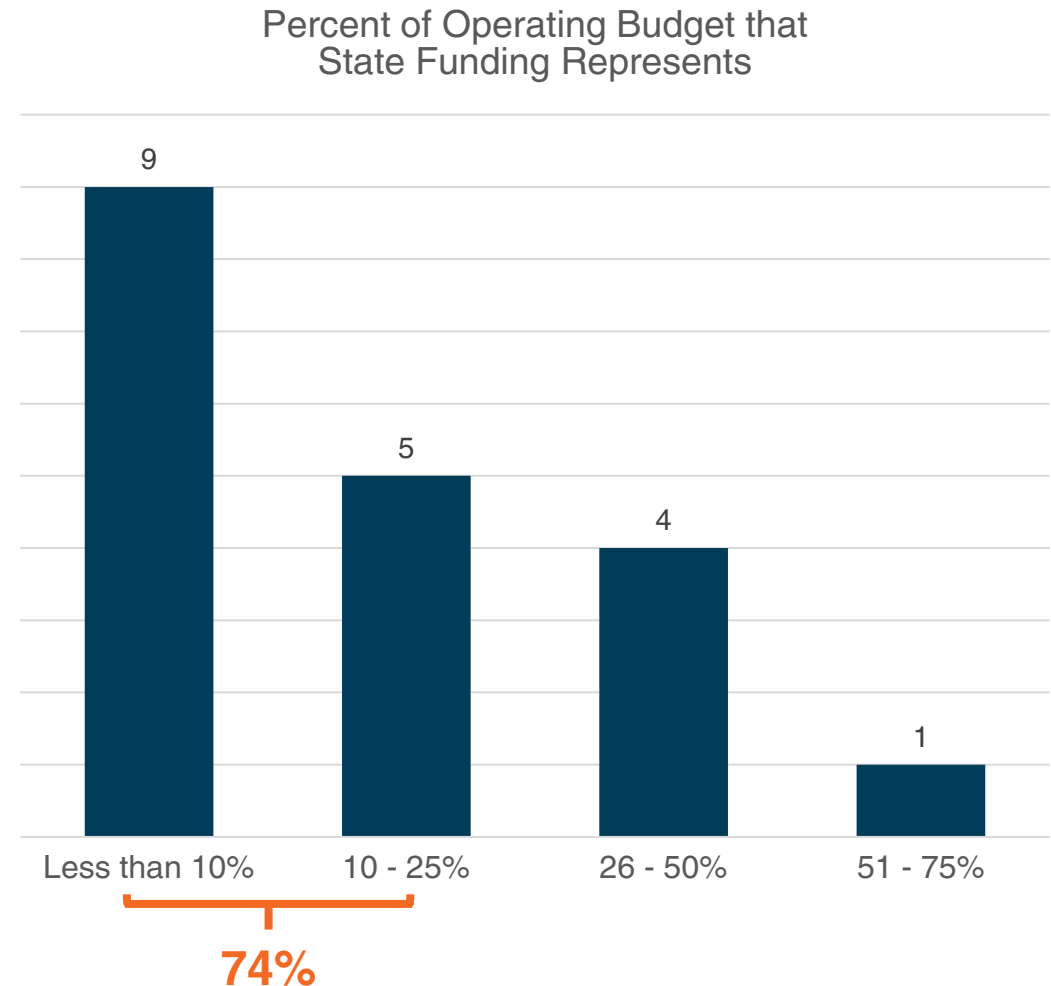
# Federal Funding: Impact & Insights



# State Funding: Impact & Insights

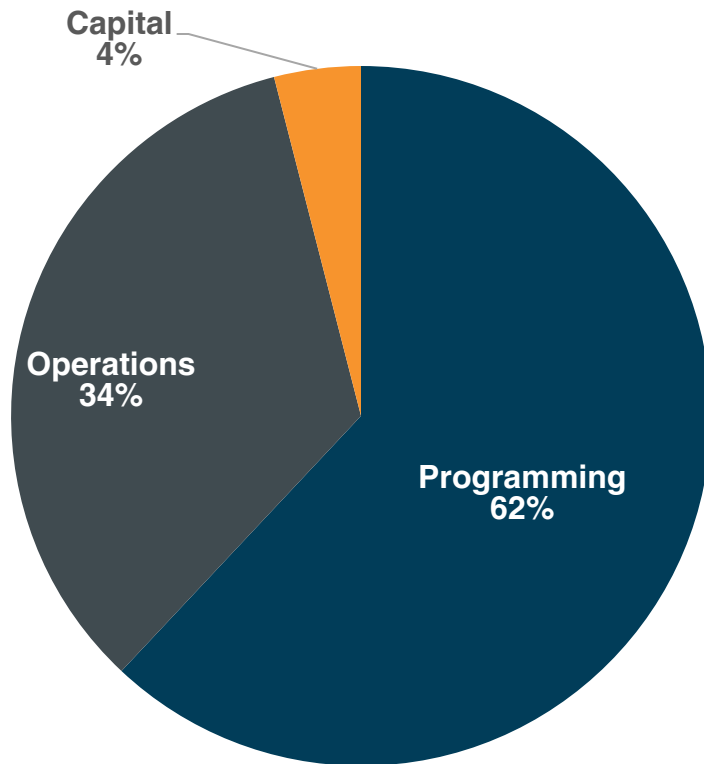
- **12%** (n=19) reported state funding reduction<sup>2</sup>
  - Total combined state funding received: **\$10,068,465**
  - Average estimated loss: **\$184,838**
  - Minimum estimated loss: **\$5,000**
  - Maximum estimated loss: **\$1,750,000**
  - Total combined estimated loss: **\$3,487,250**

<sup>2</sup> Reductions were not always confirmed; however, they were expected.

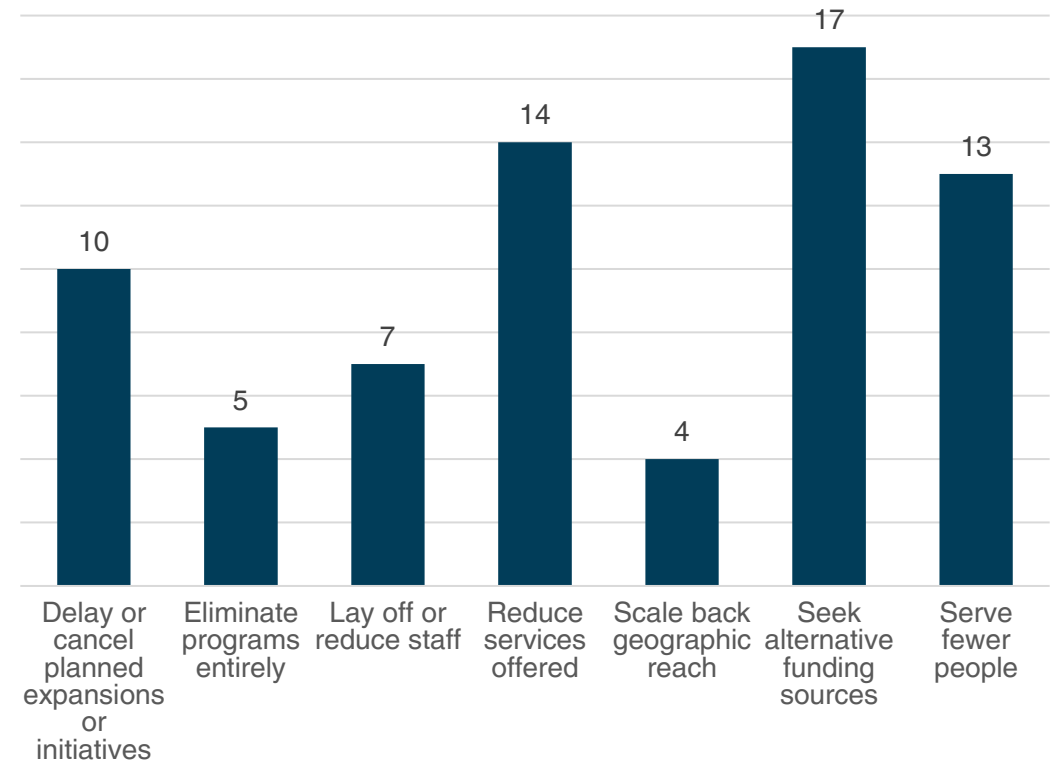


# State Funding: Impact & Insights

Purpose of State Funding Received

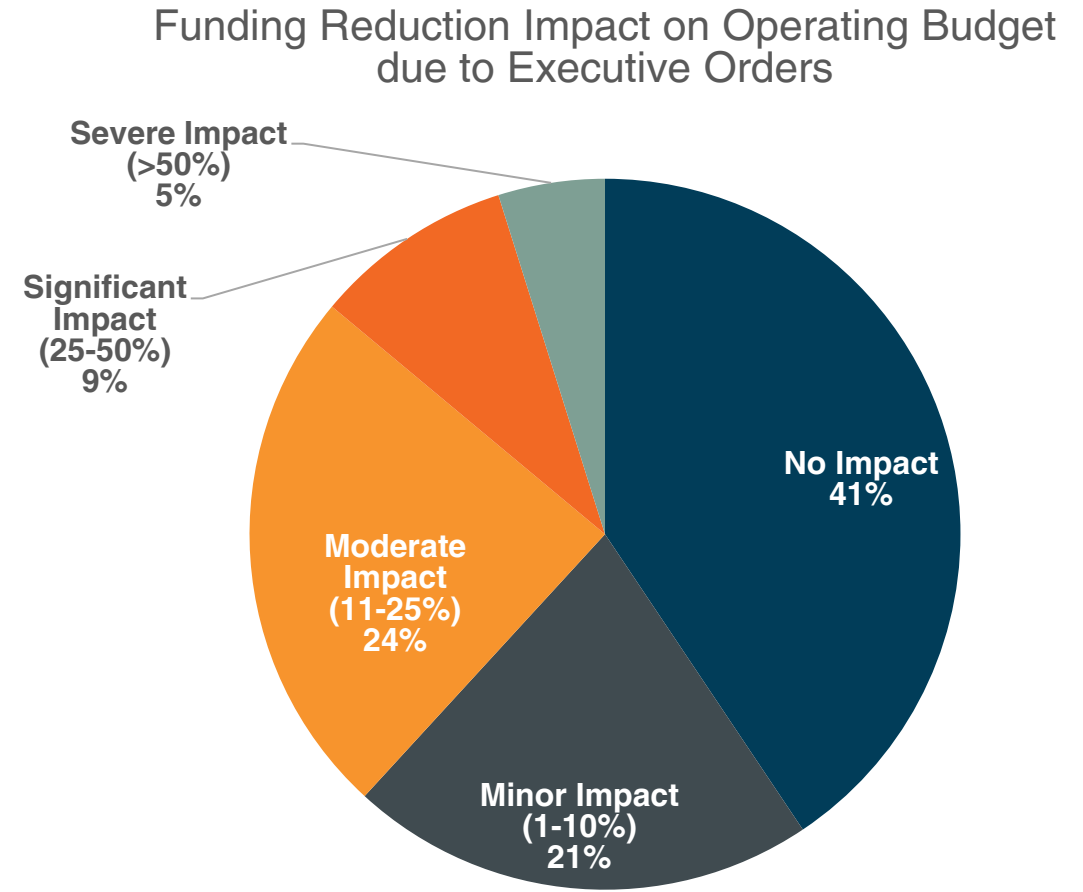


Anticipated Changes Due to State Funding Cuts



# Executive Orders: Impact & Insights

- **59%** (n=97) reported financial or operations impact due to Executive Orders
  - **28%** reported federal funding cuts
  - **12%** reported state funding cuts
  - **7%** reported both federal and state cuts or potential cuts



# Executive Orders: Key Takeaways

- **Funding Delays & Cancellations:** Grants frozen, delayed, or rescinded (NEA, HUD, USDA, VOCA), stalling program delivery.
- **Medicaid & Healthcare Cuts:** Anticipated reductions threaten community health centers, raise uncompensated care burdens.
- **DEI Restrictions:** DEI-centered programs face heightened scrutiny; nonprofits forced to revise language or cancel activities.
- **Food Insecurity Rising:** USDA cuts = millions fewer pounds of food; food pantries forced to buy retail or scale back.
- **Operational Uncertainty:** Organizations pausing growth, capital campaigns, or staffing due to unclear federal direction.
- **Increased Demand + Fewer Resources:** Service demand rising while donations, grant dollars, and food access decline.
- **Philanthropy Under Strain:** Economic uncertainty and shifting priorities are reducing donor contributions and increasing competition for limited foundation and corporate funds.
- **Administrative Burdens:** Nonprofits navigating new compliance requirements with limited staff, capacity and resources.



Nonprofits are bracing for a perfect storm: **rising needs, fewer resources, and growing instability.**



# Non-Funding Support That Energizes

## **Advocacy & Policy Navigation**

Support navigating executive orders, uplifting DEI and immigrant rights, and shaping public narratives through media and legislative advocacy.

## **Capacity Building**

Grant writing, marketing, board training, nonprofit management, and access to technical expertise (e.g., evaluation, digital tools).

## **Connection & Collaboration**

Peer learning cohorts, cross-sector partnerships, and shared spaces to build trust, amplify impact, and reduce duplication.

## **Volunteerism & In-Kind Support**

Help recruiting, training, and retaining volunteers; in-kind goods (e.g., food, printing); and assistance managing volunteer infrastructure.

## **Mental Health & Wellness**

Self-care programs, emotional support, and resources for staff resilience and burnout prevention.

## **Clear, Centralized Information**

Real-time updates on policies, resource sharing, and scenario planning to reduce confusion and support strategic adaptation.

# What Nonprofits Want You to Know



## Financial Uncertainty is Escalating

Looming cuts to federal/state funding, inflation, and donor fatigue threaten core services.

Smaller organizations are especially vulnerable as larger ones pivot to local funding.



## Staffing & Volunteer Strain

Burnout, low wages, and workforce instability are widespread.

Volunteer recruitment and retention are increasingly difficult.



## Administrative & Policy Pressure

Complex compliance rules, shifting executive orders, and anti-DEI sentiment add legal and ethical stress.

Nonprofits fear censorship and politicization of their missions.



## Moral & Emotional Toll

Providers are stretched thin—facing impossible choices with fewer resources.

Many describe a deep sense of exhaustion, loss, and urgency.



## Calls for Systemic Solutions

Equity in funding, collective action, and trust in lived experience are top priorities.

Innovative models like social impact bonds and shared infrastructure are welcomed.